

AGENDA
OSCEOLA CITY COUNCIL REGULAR MEETING
June 15, 2026 - 5:00 pm
303 W. HALE AVENUE - COUNCIL CHAMBER

1. PRAYER- Pastor James Lampley
2. MEETING CALLED TO ORDER & ROLL CALL by City Clerk Jessica Griffin
3. ACTION: MINUTES: May 18th Regular Monthly City Council Meeting
4. REPORTS:
 - a. Chamber of Commerce – Report in Packet
 - b. SHIFT, Museum, A& P Commission, Main Street
 - c. Financial Report & Audit Report – Krystal Elder
 - d. ALL DEPARMENT REPORTS ARE IN PACKET
5. BUSINESS:
 - A) Resolution: Exploratory Ventures, LLC – Gordon Wilbourn
 - B) Resolution: OPAR Gazebo Repair – Michael Ephlin
 - C) Resolution: Equipment Purchase Aquatics Center – Michael Ephlin
 - D) Resolution: Equipment Purchase Aquatics Center - Michael Ephlin
 - E) Discussion – Paving of Streets
6. ANNOUNCEMENTS: Grand Opening Aquatics Center July 4th 10am-12pm
7. ADJOURN

CITY OF OSCEOLA CITY COUNCIL MEETING

OSCEOLA, ARKANSAS

REGULAR MEETING

May 18, 2026

The Osceola City Council met in Regular Session at the Council Chambers, located at 303 West Hale Avenue, Osceola, Arkansas. The meeting took place on May 18, 2026, at 5:00pm.

Officers' Present: Joe Harris Jr., Mayor

David Burnett, City Attorney

Officers Absent: Jessica Griffin, City Clerk

Council Members Present: Linda Watson, Sandra Brand, Joe Guy, Tyler Dunegan, Donnie Pugh, and Gary Cooper

The meeting was called to order. All Council members were present.

Motion was made by Joe Guy and seconded by Sandra Brand to approve April regular and special meeting minutes. All Council members were in favor.

Chamber of Commerce, SHIFT, Main Street, and Museum gave their reports.

Krystal Elder came forward with the Financial Report. (attached)

MONTHLY REPORTS ARE AS FOLLOWS:

Resolution 2026-18 (Public/Private MOU) was introduced and reads as follows:

Motion was made by Joe Guy and seconded by Donnie Pugh to approve the resolution. All Council members were in favor, except Sandra Brand who abstained from voting.

Resolution was passed on the 18th day of May 2026 and given number 2026-18.

Resolution 2026-19 (Interlocal Agreement for District Court) was introduced and reads as follows:

Motion was made by Tyler Dunegan and seconded by Joe Guy to approve the resolution. All Council members were in favor.

Resolution was passed on the 18th day of May 2026 and given number 2026-19.

Resolution 2026-20 (Golf Carts) was introduced and reads as follows:

Motion was made by Joe Guy and seconded by Linda Watson to approve the resolution. All Council members were in favor.

Resolution was passed on the 18th day of May2026 and given number 2026-20.

Resolution 2026-21 and 2026-22 (Aquatic fees, etc.) were introduced and reads as follows:

Motion was made by Sandra Brand and seconded by Gary Cooper to approve the resolution, with the condition that hours are subject to change. All Council members were in favor.


Resolution was passed on the 18th day of May 2026 and given number 2026-21.

Resolution 2026-23 (Osceola Housing Authority Board Member) was introduced and reads as follows:


Motion was made by Tyler Dunegan and seconded by Joe Guy to approve the resolution.
All Council members were in favor.

Resolution was passed on the 18th day of May 2026 and given number 2026-23.

With there being no further business, meeting to be adjourned.



Joe Harris, Mayor



Jessica Griffin, City Clerk/Treasurer

Chamber Report for Council Meeting on 6/15/26

1. Leadership Academy enrollment begins today and will go through until August 17th.
2. The chamber will be hosting a job fair on June 24th from 9am-3pm.
3. The Aquatics Center Grand Opening and Ribbon Cutting will be Saturday, July 4th from 10am-2pm.

May 2026	Year to Date			Annual	Elapsed
	Budget	Actual	Var (+) (-)	Budget	42%
Revenue:					
01 - Osceola Light & Power	7,707,208	12,939,124	5,231,915	18,497,300	70%
02 - City General Fund	3,804,611	2,353,154	(1,451,457)	9,131,066	26%
03 - Street Fund	320,763	239,764	(80,998)	769,830	31%
04 - Sanitation Fund	422,938	403,641	(19,296)	1,015,050	40%
Total Funds	12,255,519	15,935,683	3,680,164	29,413,246	54%
Operating Expense:					
01 - Osceola Light & Power	7,205,275	7,270,168	(64,893)	17,292,659	42%
02 - City General Fund	4,017,050	3,753,063	263,987	9,640,921	39%
03 - Street Fund	515,301	402,061	113,240	1,236,722	33%
04 - Sanitation Fund	461,542	402,812	58,730	1,107,700	36%
Total Funds	12,199,168	11,828,104	371,064	29,278,002	40%
Impact to Surplus:					
01 - Osceola Light & Power	501,934	5,668,955	5,167,022	1,204,641	471%
02 - City General Fund	(212,440)	(1,399,910)	(1,187,470)	(509,855)	275%
03 - Street Fund	(194,538)	(162,296)	32,242	(466,892)	35%
04 - Sanitation Fund	(38,604)	830	39,434	(92,650)	-1%
Total Funds	56,352	4,107,579	4,051,228	135,244	

FUND: OSCEOLA LIGHT & POWE

DEPARTMENT	VENDOR NAME	GL ACCOUNT	ACCOUNT DESCRIPTION	DESCRIPTION	AMOUNT
NON-DEPARTMENTAL	ACSC	214	GARNISHMENTS PAYABLE		300.00
		214	GARNISHMENTS PAYABLE		300.00
	HENARD UTILITY PRODUCTS	183	WATER PLANT	INV 1079251	462.88
		183	WATER PLANT	INV 1079319	146.75
	DEPT OF FINANCE	204	ARKANSAS W/H PAYABLE	STATE W/H	2,001.36
		204	ARKANSAS W/H PAYABLE	STATE W/H	1,963.41
	CITY GENERAL FUND	115	CADENCE-OMLP GENERAL	CITY GENERAL FUND	100,000.00
	OMLP PAYROLL	116	CADENCE-OMLP PAYROLL	OMLP PY CADENCE 05/14/26	6,443.22
		116	CADENCE-OMLP PAYROLL	OMLP PY REG DD 05/14/26	50,171.12
		116	CADENCE-OMLP PAYROLL	OMLP PY CADENCE 05/28/26	8,081.25
		116	CADENCE-OMLP PAYROLL	OMLP PY REG DD 05/28/26	47,370.28
	MJMEUC	210	PURCHASE POWER PAYAB	ELEC	741,813.95
	ENTERGY ARKANSAS INC.	210	PURCHASE POWER PAYAB	ELECTRIC	12,361.47
	MCCLELLAND CONSULTING ENGINE	183	WATER PLANT	WATER	1,775.00
	EFTPS	202	FEDERAL W/H PAYABLE	FEDERAL W/H	5,844.86
		202	FEDERAL W/H PAYABLE	FEDERAL W/H	5,832.48
		203	SOC SECURITY W/H PAY	FICA W/H	4,624.56
		203	SOC SECURITY W/H PAY	FICA W/H	4,543.66
		203	SOC SECURITY W/H PAY	MEDICARE W/H	1,081.58
		203	SOC SECURITY W/H PAY	MEDICARE W/H	1,062.66
	MISSISSIPPI COUNTY ELECTRIC	210	PURCHASE POWER PAYAB	ELEC	733,738.24
	CORE & MAIN	183	WATER PLANT	WATER	532.80
	AV WATER TECHNOLOGIES, LLC	183	WATER PLANT	INV 13020	2,121.63
	GOVERNMENT LEASING AND FINAN	121	INVENTORY - GAS AND	PRINCIPAL	4,874.28
		121	INVENTORY - GAS AND	INTEREST	1,513.72
		121	INVENTORY - GAS AND	PRINCIPAL	4,874.28
		121	INVENTORY - GAS AND	INTEREST	1,546.62
	MIDLAND CREDIT MANAGEMENT, I	214	GARNISHMENTS PAYABLE		398.37
		214	GARNISHMENTS PAYABLE		398.37
	CROSTHWAIT FARMS, INC	183	WATER PLANT	GRANT OF EASEMENT	3,696.00
				TOTAL:	1,749,874.80
ELECTRIC DEPT	BUGMOBILE OF AR INC	5-12-619	BUILDING EXPENSE	ELEC	53.28
		5-12-619	BUILDING EXPENSE	ELEC	29.97
	FOUNTAIN PLUMBING	5-12-601	MATERIALS AND SUPPLI	ELEC	2.16
	KENNEMORE HOME	5-12-601	MATERIALS AND SUPPLI	INV 166566	128.97
		5-12-650	REPAIRS & MAINTENANC	INV 166635	57.70
		5-12-650	REPAIRS & MAINTENANC	INV 166637	51.04
		5-12-601	MATERIALS AND SUPPLI	INV 166780	15.50
		5-12-601	MATERIALS AND SUPPLI	INV 166824	20.28
	NEXAIR LLC	5-12-601	MATERIALS AND SUPPLI	ELEC	59.71
	STEVE STALLINGS	5-12-601	MATERIALS AND SUPPLI	CARDS	76.59
		5-12-580	UNIFORM EXPENSE	BOOTS	97.64
	AMERICAN HERITAGE LIFE	5-12-503	GROUP INSURANCE	ELECTRIC	270.68
		5-12-503	GROUP INSURANCE	ELECTRIC	30.12
		5-12-503	GROUP INSURANCE	ELECTRIC	270.68
	CITIZENS FIDELITY INS	5-12-503	GROUP INSURANCE	OMLP	16.73
	DELTA DENTAL	5-12-503	GROUP INSURANCE	ELECTRIC	1,497.22
	THE LINCOLN NATIONAL LIFE IN	5-12-503	GROUP INSURANCE	ELECTRIC	655.01
	DELTA VISION	5-12-503	GROUP INSURANCE	ELECTRIC	309.30
	EFTPS	5-12-502	PAYROLL TAX	FICA W/H	1,781.65
		5-12-502	PAYROLL TAX	FICA W/H	1,826.10
		5-12-502	PAYROLL TAX	MEDICARE W/H	416.68
		5-12-502	PAYROLL TAX	MEDICARE W/H	427.08

FUND: OSCEOLA LIGHT & POWE

DEPARTMENT	VENDOR NAME	GL ACCOUNT	ACCOUNT DESCRIPTION	DESCRIPTION	AMOUNT
	TRI STATE INDUSTRIAL SUPPLY	5-12-601	MATERIALS AND SUPPLI	ELECTRIC	11.70
		5-12-601	MATERIALS AND SUPPLI	ELECTRIC	74.54
	MUNICIPAL HEALTH BENEFIT FUN	5-12-503	GROUP INSURANCE	ELECTRIC	7,377.15
	SMITH AUTO SALES & TOWING	5-12-650	REPAIRS & MAINTENANC	ELEC	165.39
	CARTER LAW FIRM, LLC	5-12-860	CONSULTING SERVICES	ELEC	3,877.50
	AMERICAN EXPRESS	5-12-515	SAFETY SUPPLIES	ELECTRIC	594.29
		5-12-510	TRAVEL & TRAINING EX	ELECTRIC	52.50
		5-12-601	MATERIALS AND SUPPLI	ELECTRIC	392.27
		5-12-619	BUILDING EXPENSE	ELECTRIC	212.16
		5-12-651	OPERATING EXPENSES -	ELECTRIC	100.00
		5-12-601	MATERIALS AND SUPPLI	ELECTRIC	177.10
		5-12-620	UTILITIES	ELECTRIC	232.76
		5-12-651	OPERATING EXPENSES -	ELECTRIC	110.25
	MEDICAL AIR SERVICES ASSOCIA	5-12-503	GROUP INSURANCE	ELECTRIC	70.00
	VERIZON CONNECT	5-12-651	OPERATING EXPENSES -	ELECTRIC	175.45
			TOTAL:		21,717.15
WATER DEPT	FOUNTAIN PLUMBING	5-13-601	MATERIALS AND SUPPLI	WATERINV 52778	14.11
		5-13-601	MATERIALS AND SUPPLI	INV 52790	64.66
		5-13-601	MATERIALS AND SUPPLI	INV 52831	44.24
	KENNEMORE HOME	5-13-601	MATERIALS AND SUPPLI	INV 166559	13.31
		5-13-601	MATERIALS AND SUPPLI	INV 166833	6.15
	AMERICAN HERITAGE LIFE	5-13-503	GROUP INSURANCE	WATER	32.32
	O'REILLY AUTO STORES INC	5-13-601	MATERIALS AND SUPPLI	WATER 1183437912	17.74
		5-13-601	MATERIALS AND SUPPLI	WASTE 1183437916	9.37
		5-13-601	MATERIALS AND SUPPLI	WATER 1183438144	10.37
		5-13-601	MATERIALS AND SUPPLI	WATER 1183438753	37.72
		5-13-608	TOOLS	WATER1183438797	64.36
		5-13-650	REPAIRS & MAINTENANC	WATER 1183439391	154.49
		5-13-601	MATERIALS AND SUPPLI	WATER 1183440159	69.89
	DELTA DENTAL	5-13-503	GROUP INSURANCE	WATER	118.19
	THE LINCOLN NATIONAL LIFE IN	5-13-503	GROUP INSURANCE	WATER	250.98
	DELTA VISION	5-13-503	GROUP INSURANCE	WATER	14.74
	EFTPS	5-13-502	PAYROLL TAX	FICA W/H	906.39
		5-13-502	PAYROLL TAX	FICA W/H	804.64
		5-13-502	PAYROLL TAX	MEDICARE W/H	211.99
		5-13-502	PAYROLL TAX	MEDICARE W/H	188.18
	TRI STATE INDUSTRIAL SUPPLY	5-13-601	MATERIALS AND SUPPLI	WATER	126.23
		5-13-682	WELL AND PUMP REPAIR	WATER	8.62
		5-13-682	WELL AND PUMP REPAIR	WATER	15.63
		5-13-601	MATERIALS AND SUPPLI	WATER	142.17
		5-13-601	MATERIALS AND SUPPLI	WATER	153.18
		5-13-601	MATERIALS AND SUPPLI	WATER	41.08
	MUNICIPAL HEALTH BENEFIT FUN	5-13-503	GROUP INSURANCE	WATER	4,737.90
	CINTAS UNIFORM CORP 206	5-13-619	BUILDING EXPENSE	MATS	179.88
		5-13-580	UNIFORM EXPENSE	UNIFORMS	1,263.72
	BRENNTAG MID-SOUTH, LLC	5-13-602	CHEMICALS AND SUPPLI	WATER	5,934.37
	BOB'S AUTO CENTER, LLC	5-13-650	REPAIRS & MAINTENANC	INV 11794	27.75
	AMERICAN EXPRESS	5-13-601	MATERIALS AND SUPPLI	WATER	615.69
		5-13-620	UTILITIES	WATER	339.86
		5-13-899	MISCELLANEOUS	WATER	24.41
		5-13-510	TRAVEL & TRAINING EX	WATER	738.09
		5-13-601	MATERIALS AND SUPPLI	WATER	691.35
		5-13-608	TOOLS	WATER	1,680.60

FUND: OSCEOLA LIGHT & POWE

DEPARTMENT	VENDOR NAME	GL ACCOUNT	ACCOUNT DESCRIPTION	DESCRIPTION	AMOUNT
		5-13-650	REPAIRS & MAINTENANC	WATER	489.62
	CINTAS (MEDICAL)	5-13-515	SAFETY SUPPLIES	WATER INV 5292000102	30.81
		5-13-515	SAFETY SUPPLIES	WATER	72.09
		5-13-515	SAFETY SUPPLIES	WATER	136.46
	MEDICAL AIR SERVICES ASSOCIA	5-13-503	GROUP INSURANCE	WATER	28.00
	VERIZON CONNECT	5-13-651	OPERATING EXPENSES -	WATER	143.55
	CYTRACOM LLC	5-13-610	TELEPHONE	WATER	86.11
				TOTAL:	20,741.01
SEWER DEPT	BUGMOBILE OF AR INC	5-14-601	MATERIALS AND SUPPLI	SEWER	84.36
	KENNEMORE HOME	5-14-601	MATERIALS AND SUPPLI	SEWER	12.63
	LEGAL SHIELD	5-14-503	GROUP INSURANCE	SEWER	109.70
	J.R. STEWART PUMP & EQUIPMEN	5-14-601	MATERIALS AND SUPPLI	SEWER	3,879.45
	AMERICAN HERITAGE LIFE	5-14-503	GROUP INSURANCE	SEWER	29.84
		5-14-503	GROUP INSURANCE	SEWER	303.72
		5-14-503	GROUP INSURANCE	SEWER	29.84
	O'REILLY AUTO STORES INC	5-14-601	MATERIALS AND SUPPLI	SEWER 1183439706	45.49
	DELTA DENTAL	5-14-503	GROUP INSURANCE	SEWER	242.70
	THE LINCOLN NATIONAL LIFE IN	5-14-503	GROUP INSURANCE	SEWER	314.32
	DELTA VISION	5-14-503	GROUP INSURANCE	SEWER	51.04
	ENTERGY	5-14-620	UTILITIES	SEWER	46.76
		5-14-620	UTILITIES	SEWER	347.32
	EFTPS	5-14-502	PAYROLL TAX	FICA W/H	881.44
		5-14-502	PAYROLL TAX	FICA W/H	844.15
		5-14-502	PAYROLL TAX	MEDICARE W/H	206.15
		5-14-502	PAYROLL TAX	MEDICARE W/H	197.43
	TRI STATE INDUSTRIAL SUPPLY	5-14-650	REPAIRS & MAINTENANC	SEWER	238.98
		5-14-650	REPAIRS & MAINTENANC	SEWER	262.07
	MISSISSIPPI COUNTY ELECTRIC	5-14-620	UTILITIES	SEWER	1,291.56
	BLACK HILLS ENERGY	5-14-620	UTILITIES	SEWER	35.01
		5-14-620	UTILITIES	SEWER	40.12
	MUNICIPAL HEALTH BENEFIT FUN	5-14-503	GROUP INSURANCE	SEWER	2,368.95
	AMERICAN EXPRESS	5-14-601	MATERIALS AND SUPPLI	SEWER	846.05
		5-14-620	UTILITIES	SEWER	23.75
		5-14-650	REPAIRS & MAINTENANC	SEWER	215.77
		5-14-510	TRAVEL & TRAINING EX	SEWER	609.83
		5-14-601	MATERIALS AND SUPPLI	SEWER	1,899.03
		5-14-610	TELEPHONE	SEWER	2.99
		5-14-620	UTILITIES	SEWER	55.00
		5-14-651	OPERATING EXPENSES -	SEWER	105.00
	GRIGGS LAWCARE & MISC. SERV	5-14-601	MATERIALS AND SUPPLI	MAY INVOICE	1,800.00
	MEDICAL AIR SERVICES ASSOCIA	5-14-503	GROUP INSURANCE	SEWER	70.00
				TOTAL:	17,490.45
ADMINISTRATION	BUGMOBILE OF AR INC	5-15-619	BUILDING EXPENSE	CITY HALL	53.28
	ARKANSAS MUNICIPAL POWER ASS	5-15-860	CONSULTING SERVICES	ELEC	1,025.24
	THOMAS SPEIGHT & NOBLE	5-15-860	CONSULTING SERVICES	1/2 CITY	4,750.00
	LEGAL SHIELD	5-15-503	GROUP INSURANCE	ADMIN-OMLP	52.85
	AMERICAN HERITAGE LIFE	5-15-503	GROUP INSURANCE	ADMIN-OMLP	19.92
		5-15-503	GROUP INSURANCE	ADMIN-OMLP	47.64
		5-15-503	GROUP INSURANCE	ADMIN-OMLP	19.92
	CITIZENS FIDELITY INS	5-15-503	GROUP INSURANCE	ADMIN	9.62
	DELTA DENTAL	5-15-503	GROUP INSURANCE	ADMIN-OMLP	330.96
	THE LINCOLN NATIONAL LIFE IN	5-15-503	GROUP INSURANCE	ADMIN-OMLP	292.04

FUND: OSCEOLA LIGHT & POWE

DEPARTMENT	VENDOR NAME	GL ACCOUNT	ACCOUNT DESCRIPTION	DESCRIPTION	AMOUNT
	DELTA VISION	5-15-503	GROUP INSURANCE	ADMIN-OMLP	194.42
	EFTPS	5-15-502	PAYROLL TAX	FICA W/H	1,055.08
		5-15-502	PAYROLL TAX	FICA W/H	1,068.77
		5-15-502	PAYROLL TAX	MEDICARE W/H	246.76
		5-15-502	PAYROLL TAX	MEDICARE W/H	249.97
	CONCORD PUBLISHING HOUSE	5-15-606	POSTAGE	CITY ADMIN	745.87
		5-15-606	POSTAGE	CITY ADMIN	359.12
		5-15-606	POSTAGE	CITY ADMIN	315.00
	MUNICIPAL HEALTH BENEFIT FUN	5-15-503	GROUP INSURANCE	ADMIN-OMLP	4,602.75
	AT&T	5-15-610	TELEPHONE	CITY ADMIN	747.10
	CARTER LAW FIRM, LLC	5-15-860	CONSULTING SERVICES	ELEC	3,955.23
	AMERICAN EXPRESS	5-15-640	DUES, MBRSHPS & SUBS	CITY ADMIN	239.88
		5-15-601	MATERIALS AND SUPPLI	OMLP/ADMIN	252.95
		5-15-610	TELEPHONE	OMLP/ADMIN	3,120.88
		5-15-640	DUES, MBRSHPS & SUBS	OMLP/ADMIN	37.57
		5-15-620	UTILITIES	OMLP	146.08
		5-15-640	DUES, MBRSHPS & SUBS	OMLP	37.57
	WEHCO MEDIA, INC.	5-15-645	ADV, PROMOTIONS & DO	INV 589321	643.70
		5-15-645	ADV, PROMOTIONS & DO	INV 590826	502.40
		5-15-645	ADV, PROMOTIONS & DO	INV 592440	383.08
	MEDICAL AIR SERVICES ASSOCIA	5-15-503	GROUP INSURANCE	ADMIN-OMLP	98.00
	AVTEK SOLUTIONS, INC	5-15-640	DUES, MBRSHPS & SUBS	ELEC	130.05
	CYTRACOM LLC	5-15-610	TELEPHONE	CITY HALL	899.86
				TOTAL:	<u>26,633.56</u>

FUND: CITY GENERAL FUND

DEPARTMENT	VENDOR NAME	GL ACCOUNT	ACCOUNT DESCRIPTION	DESCRIPTION	AMOUNT
NON-DEPARTMENTAL	ACSC	214	GARNISHMENTS PAYABLE		288.55
		214	GARNISHMENTS PAYABLE		288.55
		214	GARNISHMENTS PAYABLE		100.00
		214	GARNISHMENTS PAYABLE		100.00
		214	GARNISHMENTS PAYABLE		232.00
		214	GARNISHMENTS PAYABLE		232.00
		214	GARNISHMENTS PAYABLE		210.00
		214	GARNISHMENTS PAYABLE		210.00
		214	GARNISHMENTS PAYABLE		120.00
		214	GARNISHMENTS PAYABLE		120.00
		214	GARNISHMENTS PAYABLE		79.38
		214	GARNISHMENTS PAYABLE		79.38
		214	GARNISHMENTS PAYABLE		57.69
		214	GARNISHMENTS PAYABLE		57.69
		214	GARNISHMENTS PAYABLE		140.00
		214	GARNISHMENTS PAYABLE		140.00
		214	GARNISHMENTS PAYABLE		286.00
		214	GARNISHMENTS PAYABLE		286.00
		214	GARNISHMENTS PAYABLE		150.00
		214	GARNISHMENTS PAYABLE		150.00
		214	GARNISHMENTS PAYABLE		222.00
		214	GARNISHMENTS PAYABLE		222.00
		214	GARNISHMENTS PAYABLE		259.38
		214	GARNISHMENTS PAYABLE		259.38
		214	GARNISHMENTS PAYABLE		100.00
		214	GARNISHMENTS PAYABLE		100.00
		214	GARNISHMENTS PAYABLE		137.35
		214	GARNISHMENTS PAYABLE		137.35
		214	GARNISHMENTS PAYABLE		258.00
		214	GARNISHMENTS PAYABLE		258.00
		214	GARNISHMENTS PAYABLE		144.00
		214	GARNISHMENTS PAYABLE		144.00
		214	GARNISHMENTS PAYABLE		392.68
		214	GARNISHMENTS PAYABLE		392.68
		214	GARNISHMENTS PAYABLE		257.08
		214	GARNISHMENTS PAYABLE		257.08
	OSCEOLA FIRE DEPT	222	FIREMEN'S FUND	FIREMAN FUND	184.44
		222	FIREMEN'S FUND	FIREMAN FUND	398.11
	DEPT OF FINANCE	204	ARKANSAS W/H PAYABLE	STATE W/H	7.83
		204	ARKANSAS W/H PAYABLE	STATE W/H	5,393.71
		204	ARKANSAS W/H PAYABLE	STATE W/H	236.58
		204	ARKANSAS W/H PAYABLE	STATE W/H	6,336.07
	CITY PAYROLL	116	BANCORP-CITY GEN PAY	T. BAKER VAC SELLBACK CADE	585.23
		116	BANCORP-CITY GEN PAY	CITY PY CADENCE 05/14/26	14,515.15
		116	BANCORP-CITY GEN PAY	CITY PY REG DD 05/14/26	130,787.57
		116	BANCORP-CITY GEN PAY	ELECTED OF PY CADENECE 5/2	1,204.77
		116	BANCORP-CITY GEN PAY	ELECTED OF PY REG DD 05/26	8,018.54
		115	CADENCE-CITY GENERAL	ELECTED OF PY 05/26/26 REG	1,013.91
		116	BANCORP-CITY GEN PAY	CITY PY CADENCE 05/28/26	14,211.09
		116	BANCORP-CITY GEN PAY	CITY PY REG DD 05/28/26	149,457.61
	MARK T. MCCARTY TRUSTEE	214	GARNISHMENTS PAYABLE		454.62
		214	GARNISHMENTS PAYABLE		454.62
	COMMERCIAL COLLECTIONS	214	GARNISHMENTS PAYABLE		54.16
		214	GARNISHMENTS PAYABLE		54.16

FUND: CITY GENERAL FUND

DEPARTMENT	VENDOR NAME	GL ACCOUNT	ACCOUNT DESCRIPTION	DESCRIPTION	AMOUNT
	EFTPS	202	FEDERAL W/H PAYABLE	FEDERAL W/H	2.58
		202	FEDERAL W/H PAYABLE	FEDERAL W/H	13,908.97
		202	FEDERAL W/H PAYABLE	FEDERAL W/H	1,259.25
		202	FEDERAL W/H PAYABLE	FEDERAL W/H	17,475.46
		203	SOC SECURITY W/H PAY	FICA W/H	39.99
		203	SOC SECURITY W/H PAY	FICA W/H	9,595.24
		203	SOC SECURITY W/H PAY	FICA W/H	723.05
		203	SOC SECURITY W/H PAY	FICA W/H	10,305.62
		203	SOC SECURITY W/H PAY	MEDICARE W/H	9.35
		203	SOC SECURITY W/H PAY	MEDICARE W/H	2,772.76
		203	SOC SECURITY W/H PAY	MEDICARE W/H	169.08
		203	SOC SECURITY W/H PAY	MEDICARE W/H	3,145.07
	AMERICAN EXPRESS	195	AQUATIC CENTER	AQUATIC CENTER	915.75
		195	AQUATIC CENTER	AQUATIC CENTER	652.62
				TOTAL:	401,211.18
ADMINISTRATION	MID SOUTH FLORIST	5-01-601	MATERIALS AND SUPPLI	CITY ADMIN	166.50
	SEMINOLE CONTRACTING CO	5-01-753	COSTON BLDG EXP	CITY HALL	145.00
	THOMAS SPEIGHT & NOBLE	5-01-860	CONSULTING SERVICES	1/2 OMLP	4,750.00
	CHAMBER OF COMMERCE	5-01-626	A & P EXPENSES	REIMBURSE FOR VISITORS GUI	773.50
	AMERICAN HERITAGE LIFE	5-01-503	GROUP INSURANCE	RETIREE - CITY	204.40
		5-01-503	GROUP INSURANCE	FIRE PEN	75.68
		5-01-503	GROUP INSURANCE	RETIREE - CITY	44.16
		5-01-503	GROUP INSURANCE	RETIREE-CITY	204.40
		5-01-503	GROUP INSURANCE	FIRE PEN	75.68
	DELTA DENTAL	5-01-503	GROUP INSURANCE	ELECTED-CITY	178.55
		5-01-503	GROUP INSURANCE	RETIREE-CITY	790.13
		5-01-503	GROUP INSURANCE	COBRA	44.28
	THE LINCOLN NATIONAL LIFE IN	5-01-503	GROUP INSURANCE	ELECTED-CITY	65.31
		5-01-503	GROUP INSURANCE	RETIREE - CITY	246.14
		5-01-503	GROUP INSURANCE	MISC. ADJUSTMENT	118.39
	DELTA VISION	5-01-503	GROUP INSURANCE	ELECTED - CITY	35.16
		5-01-503	GROUP INSURANCE	RETIREE - CITY	185.96
		5-01-503	GROUP INSURANCE	COBRA	5.86
	DEPT OF FINANCE & ADMINISTRA	5-01-619	BUILDING EXPENSE	CITY ACCT	237.50
	EFTPS	5-01-502	PAYROLL TAX	FICA W/H	210.90
		5-01-502	PAYROLL TAX	FICA W/H	723.05
		5-01-502	PAYROLL TAX	FICA W/H	210.90
		5-01-502	PAYROLL TAX	MEDICARE W/H	49.32
		5-01-502	PAYROLL TAX	MEDICARE W/H	169.08
		5-01-502	PAYROLL TAX	MEDICARE W/H	49.32
	OSCEOLA PRINTING & OFFICE SU	5-01-601	MATERIALS AND SUPPLI	CITY ADMIN	9.28
	MUNICIPAL HEALTH BENEFIT FUN	5-01-503	GROUP INSURANCE	ELECTED-CITY	2,927.40
		5-01-503	GROUP INSURANCE	ADMIN-CITY	6,548.40-
		5-01-503	GROUP INSURANCE	RETIREE-CITY	6,278.10
	BURNETT LAW FIRM	5-01-644	LEGAL EXPENSES	MAY LEGAL EXPENSES	1,675.00
	ALEXANDRIA G. (DAVIS) WEBB	5-01-510	TRAVEL & TRAINING EX	SPRING TERM	876.00
	NDIB CONSTRUCTION	5-01-898	ABANDONED/CONDEMNED	600 CARTHON	6,400.00
		5-01-898	ABANDONED/CONDEMNED	205 SHIPPEN	8,900.00
		5-01-898	ABANDONED/CONDEMNED	228 E KEISER	15,500.00
	AMERICAN EXPRESS	5-01-510	TRAVEL & TRAINING EX	CITY GENEREAL	1,990.36-
		5-01-601	MATERIALS AND SUPPLI	CITY GENEREAL	1,355.64
		5-01-601	MATERIALS AND SUPPLI	CITY GENEREAL	368.33-
		5-01-619	BUILDING EXPENSE	CITY GENEREAL	145.84

FUND: CITY GENERAL FUND

DEPARTMENT	VENDOR NAME	GL ACCOUNT	ACCOUNT DESCRIPTION	DESCRIPTION	AMOUNT
		5-01-640	DUES, MBRSHPS & SUBS	CITY GENEREAL	446.14
		5-01-753	COSTON BLDG EXP	CITY GENEREAL	243.06
		5-01-899	MISCELLANEOUS	182.02	2.00
		5-01-899	MISCELLANEOUS	CITY GEN	260.82-
		5-01-501	TRAVEL & PUBLIC RELA	CITY GENERAL	60.77
		5-01-510	TRAVEL & TRAINING EX	CITY GENERAL	427.25
		5-01-601	MATERIALS AND SUPPLI	CITY GENERAL	2,212.91
		5-01-640	DUES, MBRSHPS & SUBS	CITY GENERAL	360.49
		5-01-753	COSTON BLDG EXP	CITY GENERAL	263.66
		5-01-899	MISCELLANEOUS	CITY GENERAL	33.29
	MEDICAL AIR SERVICES ASSOCIA	5-01-503	GROUP INSURANCE	ELECTED - CITY	14.00
	H 4 GRAFIX	5-01-626	A & P EXPENSES	NEW BILLBOARD COVER @ TOWE	1,657.50
	DREW BEVILL LAWN CARE, LLC.	5-01-619	BUILDING EXPENSE	CITY ADMIN	91.58
		5-01-619	BUILDING EXPENSE	CITY ADMIN	143.19
		5-01-619	BUILDING EXPENSE	CITY GEN	285.83
	VALARY OTIENO	5-01-619	BUILDING EXPENSE	APRIL INVOICE	1,500.00
				TOTAL:	52,400.19
POLICE DEPT	COUNTY TREASURER	4-02-335	FINES & FORFEITURES	COUNTY TREASURER	9,774.27
		4-02-335	FINES & FORFEITURES	COUNTY TREASURER	6,134.67
	LEGAL SHIELD	5-02-503	GROUP INSURANCE	OPD	416.05
	DEPT OF FINANCE & ADMIN	4-02-335	FINES & FORFEITURES	DEPT OF FINANCE & ADMIN	8,832.42
		4-02-335	FINES & FORFEITURES	DEPT OF FINANCE & ADMIN	1,936.75
		4-02-335	FINES & FORFEITURES	DEPT OF FINANCE & ADMIN	655.00
		4-02-335	FINES & FORFEITURES	DEPT OF FINANCE & ADMIN	5,810.25
		4-02-335	FINES & FORFEITURES	DEPT OF FINANCE & ADMIN	12,102.41
		4-02-335	FINES & FORFEITURES	DEPT OF FINANCE & ADMIN	6,231.89
		4-02-335	FINES & FORFEITURES	DEPT OF FINANCE & ADMIN	1,267.50
		4-02-335	FINES & FORFEITURES	DEPT OF FINANCE & ADMIN	12,463.78
		4-02-335	FINES & FORFEITURES	DEPT OF FINANCE & ADMIN	50.00
		4-02-335	FINES & FORFEITURES	DEPT OF FINANCE & ADMIN	1,045.00
	AMERICAN HERITAGE LIFE	5-02-503	GROUP INSURANCE	OPD	450.76
		5-02-503	GROUP INSURANCE	OPD	450.76
	ARKANSAS STATE TREASURY	4-02-335	FINES & FORFEITURES	ARKANSAS STATE TREASURY	645.00
		4-02-335	FINES & FORFEITURES	ARKANSAS STATE TREASURY	100.00
		4-02-335	FINES & FORFEITURES	ARKANSAS STATE TREASURY	1,267.50
		4-02-335	FINES & FORFEITURES	ARKANSAS STATE TREASURY	377.50
	DELTA DENTAL	5-02-503	GROUP INSURANCE	OPD	817.87
	THE LINCOLN NATIONAL LIFE IN	5-02-503	GROUP INSURANCE	OPD	147.35
	FIRST NATIONAL BANK	5-02-700	EQUIPMENT PURCHASES	CITY OF OSCEOLA - ACCT# 18	9,349.25
	DELTA VISION	5-02-503	GROUP INSURANCE	OPD	170.34
	EFTPS	5-02-502	PAYROLL TAX	FICA W/H	4,266.37
		5-02-502	PAYROLL TAX	FICA W/H	4,683.67
		5-02-502	PAYROLL TAX	MEDICARE W/H	997.77
		5-02-502	PAYROLL TAX	MEDICARE W/H	1,095.36
	MUNICIPAL HEALTH BENEFIT FUN	5-02-503	GROUP INSURANCE	OPD	13,520.10
	SMITH AUTO SALES & TOWING	5-02-650	REPAIRS & MAINTENANC	OPD- INVOICE# 4611	111.00
		5-02-899	MISCELLANEOUS	OPD- INVOICE# 4654	333.00
		5-02-899	MISCELLANEOUS	OPD- INVOICE# 4665	88.00
		5-02-899	MISCELLANEOUS	OPD INVOICE# 4703	222.00
	BOB'S AUTO CENTER, LLC	5-02-650	REPAIRS & MAINTENANC	INVOICE 11726	100.95
		5-02-650	REPAIRS & MAINTENANC	INV 11777	215.95
		5-02-650	REPAIRS & MAINTENANC	INV 11800	472.69
		5-02-650	REPAIRS & MAINTENANC	INV 11799	88.79

FUND: CITY GENERAL FUND

DEPARTMENT	VENDOR NAME	GL ACCOUNT	ACCOUNT DESCRIPTION	DESCRIPTION	AMOUNT
		5-02-650	REPAIRS & MAINTENANC	INV 11802	97.66
		5-02-650	REPAIRS & MAINTENANC	INV 11836	97.66
	AMERICAN EXPRESS	5-02-601	MATERIALS AND SUPPLI	OPD	1,967.06
		5-02-620	UTILITIES	OPD	1,852.44
		5-02-640	DUES, MBRSHPS & SUBS	OPD	626.72
		5-02-640	DUES, MBRSHPS & SUBS	OPD	105.42-
		5-02-650	REPAIRS & MAINTENANC	OPD	5,513.22
		5-02-700	EQUIPMENT PURCHASES	OPD	243.06
		5-02-601	MATERIALS AND SUPPLI	OPD	1,190.80
		5-02-640	DUES, MBRSHPS & SUBS	OPD	281.94
		5-02-700	EQUIPMENT PURCHASES	OPD	2,460.00
		5-02-899	MISCELLANEOUS	OPD	122.28
	MEDICAL AIR SERVICES ASSOCIA	5-02-503	GROUP INSURANCE	OPD	168.00
	VERIZON CONNECT	5-02-651	OPERATING EXPENSES -	POLICE	542.30
	AVTEK SOLUTIONS, INC	5-02-640	DUES, MBRSHPS & SUBS	OPD	222.00
		5-02-640	DUES, MBRSHPS & SUBS	OPD	194.26
			TOTAL:		122,165.91
FIRE DEPT	LEGAL SHIELD	5-03-503	GROUP INSURANCE	FIRE	256.15
	AMERICAN HERITAGE LIFE	5-03-503	GROUP INSURANCE	FIRE	277.84
		5-03-503	GROUP INSURANCE	FIRE	277.84
	CITIZENS FIDELITY INS	5-03-503	GROUP INSURANCE	FIRE	37.59
	DELTA DENTAL	5-03-503	GROUP INSURANCE	FIRE	592.14
	THE LINCOLN NATIONAL LIFE IN	5-03-503	GROUP INSURANCE	FIRE	269.65
	DELTA VISION	5-03-503	GROUP INSURANCE	FIRE	119.32
	EFTPS	5-03-502	PAYROLL TAX	MEDICARE W/H	528.74
		5-03-502	PAYROLL TAX	MEDICARE W/H	734.90
	MUNICIPAL HEALTH BENEFIT FUN	5-03-503	GROUP INSURANCE	FIRE	7,665.30
	AMERICAN EXPRESS	5-03-515	SAFETY SUPPLIES	FIRE	92.30
		5-03-601	MATERIALS AND SUPPLI	FIRE	697.03
		5-03-619	BUILDING EXPENSE	FIRE	314.32
		5-03-620	UTILITIES	FIRE	773.05
		5-03-650	REPAIRS & MAINTENANC	FIRE	288.86
		5-03-651	OPERATING EXPENSES -	FIRE	366.13
		5-03-686	EQUIPMENT RENTAL	FIRE	295.68
		5-03-515	SAFETY SUPPLIES	FIRE	658.26
		5-03-601	MATERIALS AND SUPPLI	FIRE	788.14
		5-03-619	BUILDING EXPENSE	FIRE	1,075.77
		5-03-650	REPAIRS & MAINTENANC	FIRE	4,157.94
		5-03-651	OPERATING EXPENSES -	FIRE	1,324.56
		5-03-686	EQUIPMENT RENTAL	FIRE	295.68
	MEDICAL AIR SERVICES ASSOCIA	5-03-503	GROUP INSURANCE	FIRE	154.00
	CYTRACOM LLC	5-03-610	TELEPHONE	FIRE STATION 1	401.92
		5-03-610	TELEPHONE	FIRE STATION 2	86.11
			TOTAL:		22,529.22
PARKS & RECREATION DEP	SPORTS HALL	5-04-725	ATHLETIC EQUIPMENT	OPAR- CUST# OSCE02	11,805.78
		5-04-725	ATHLETIC EQUIPMENT	OPAR- CUST# OSCE02	9,605.82
	LEGAL SHIELD	5-04-503	GROUP INSURANCE	OPAR	78.75
	AMERICAN HERITAGE LIFE	5-04-503	GROUP INSURANCE	OPAR	181.00
		5-04-503	GROUP INSURANCE	OPAR	181.00
	CITIZENS FIDELITY INS	5-04-503	GROUP INSURANCE	OPAR	104.08
	DELTA DENTAL	5-04-503	GROUP INSURANCE	OPAR	299.10
	THE LINCOLN NATIONAL LIFE IN	5-04-503	GROUP INSURANCE	OPAR	253.22

FUND: CITY GENERAL FUND

DEPARTMENT	VENDOR NAME	GL ACCOUNT	ACCOUNT DESCRIPTION	DESCRIPTION	AMOUNT
	DELTA VISION	5-04-503	GROUP INSURANCE	OPAR	63.48
	EFTPS	5-04-502	PAYROLL TAX	FICA W/H	1,035.02
		5-04-502	PAYROLL TAX	FICA W/H	1,137.31
		5-04-502	PAYROLL TAX	MEDICARE W/H	242.05
		5-04-502	PAYROLL TAX	MEDICARE W/H	265.99
	MUNICIPAL HEALTH BENEFIT FUN	5-04-503	GROUP INSURANCE	OPAR	5,989.95
	PARMAN ENERGY GROUP	5-04-651	OPERATING EXPENSES -	OPAR- INVOICE# 0383557-IN	912.20
	BOB'S AUTO CENTER, LLC	5-04-650	REPAIRS & MAINTENANC	INV 11803	416.47
		5-04-650	REPAIRS & MAINTENANC	INV 11816	27.75
	AMERICAN EXPRESS	5-04-601	MATERIALS AND SUPPLI	OPAR	1,660.81
		5-04-601	MATERIALS AND SUPPLI	OPAR	829.75
		5-04-601	MATERIALS AND SUPPLI	OPAR	126.92
		5-04-620	UTILITIES	OPAR	775.93
		5-04-601	MATERIALS AND SUPPLI	OPAR	4,453.48
	CINTAS (MEDICAL)	5-04-515	SAFETY SUPPLIES	OPAR INV 5321042703	65.44
		5-04-515	SAFETY SUPPLIES	OPAR INV 5325384610	63.08
	MEDICAL AIR SERVICES ASSOCIA	5-04-503	GROUP INSURANCE	OPAR	70.00
	OPAR FUND	5-04-510	TRAVEL & TRAINING EX	REIMBURSEMENT FOR TRAINING	350.00
	CRYSTAL MORGAN	5-04-601	MATERIALS AND SUPPLI	REIMB. FOR PARTY	154.50
			TOTAL:		41,148.88
MUNICIPAL COURT	DELTA DENTAL	5-05-503	GROUP INSURANCE	COURT	67.85
	THE LINCOLN NATIONAL LIFE IN	5-05-503	GROUP INSURANCE	COURT	35.53
	DELTA VISION	5-05-503	GROUP INSURANCE	COURT	14.74
	EFTPS	5-05-502	PAYROLL TAX	FICA W/H	272.40
		5-05-502	PAYROLL TAX	FICA W/H	272.40
		5-05-502	PAYROLL TAX	MEDICARE W/H	63.71
		5-05-502	PAYROLL TAX	MEDICARE W/H	63.71
	MUNICIPAL HEALTH BENEFIT FUN	5-05-503	GROUP INSURANCE	COURT	1,675.35
	TERESA SMITH	5-05-510	TRAVEL & TRAINING EX	TRAVEL EXPENSE REIMB.	556.17
	CATHERINE DEAN	5-05-510	TRAVEL & TRAINING EX	TRAVEL EXPENSE REIMB.	1,109.31
	MEDICAL AIR SERVICES ASSOCIA	5-05-503	GROUP INSURANCE	COURT	28.00
			TOTAL:		4,159.17
JAIL DEPARTMENT	SYSKO MEMPHIS, LLC	5-11-655	JAIL MAINTENANCE FUN	OPD- ACCT# 022890	7,532.86
		5-11-655	JAIL MAINTENANCE FUN	JAIL- ACCT# 365031	1,736.11
	LEGAL SHIELD	5-11-503	GROUP INSURANCE	JAIL	250.35
	DELTA DENTAL	5-11-503	GROUP INSURANCE	JAIL	289.25
	THE LINCOLN NATIONAL LIFE IN	5-11-503	GROUP INSURANCE	JAIL	220.71
	DELTA VISION	5-11-503	GROUP INSURANCE	JAIL	67.48
	EFTPS	5-11-502	PAYROLL TAX	FICA W/H	1,313.36
		5-11-502	PAYROLL TAX	FICA W/H	1,374.07
		5-11-502	PAYROLL TAX	MEDICARE W/H	307.14
		5-11-502	PAYROLL TAX	MEDICARE W/H	321.34
	MUNICIPAL HEALTH BENEFIT FUN	5-11-503	GROUP INSURANCE	JAIL	6,836.55
	AMERICAN EXPRESS	5-11-601	MATERIALS AND SUPPLI	JAIL	306.31
		5-11-601	MATERIALS AND SUPPLI	JAIL	34.39
		5-11-619	BUILDING EXPENSE	JAIL	623.00
		5-11-619	BUILDING EXPENSE	JAIL	849.98
		5-11-601	MATERIALS AND SUPPLI	JAIL	175.98
		5-11-655	JAIL MAINTENANCE FUN	JAIL	196.45
		5-11-656	JAIL FOOD EXPENSE	JAIL	109.52
		5-11-659	INMATE MEDICAL	JAIL	46.55
		5-11-601	MATERIALS AND SUPPLI	JAIL	525.45

FUND: CITY GENERAL FUND

DEPARTMENT	VENDOR NAME	GL ACCOUNT	ACCOUNT DESCRIPTION	DESCRIPTION	AMOUNT
		5-11-601	MATERIALS AND SUPPLI	JAIL	171.98
		5-11-650	REPAIRS & MAINTENANC	JAIL	84.91
		5-11-655	JAIL MAINTENANCE FUN	JAIL	1,102.64
		5-11-659	INMATE MEDICAL	JAIL	274.97
		5-11-700	EQUIPMENT PURCHASES	JAIL	1,334.23
	MEDICAL AIR SERVICES ASSOCIA	5-11-503	GROUP INSURANCE	JAIL	126.00
			TOTAL:		26,211.58
CODE ENFORCEMENT	RAY WILLIAMS	5-17-510	TRAVEL & TRAINING EX	TRAVEL EXPENSE REIMB.	26.93
	DELTA DENTAL	5-17-503	GROUP INSURANCE	CODE ENF.	45.71
	THE LINCOLN NATIONAL LIFE IN	5-17-503	GROUP INSURANCE	CODE ENF	128.53
	DELTA VISION	5-17-503	GROUP INSURANCE	CODE ENF	17.76
	EFTPS	5-17-502	PAYROLL TAX	FICA W/H	251.02
		5-17-502	PAYROLL TAX	FICA W/H	210.28
		5-17-502	PAYROLL TAX	MEDICARE W/H	58.71
		5-17-502	PAYROLL TAX	MEDICARE W/H	49.18
	MUNICIPAL HEALTH BENEFIT FUN	5-17-503	GROUP INSURANCE	CODE ENF.	558.45
	AMERICAN EXPRESS	5-17-601	MATERIALS AND SUPPLI	CODE	1,637.45
		5-17-601	MATERIALS AND SUPPLI	CODE	569.86
		5-17-601	MATERIALS AND SUPPLI	CODE	10.77
		5-17-651	OPERATING EXPENSES-	CODE	70.54
		5-17-601	MATERIALS AND SUPPLI	CODE ENFORCEMENT	249.69
		5-17-651	OPERATING EXPENSES-	CODE ENFORCEMENT	450.54
	MEDICAL AIR SERVICES ASSOCIA	5-17-503	GROUP INSURANCE	CODE ENF	28.00
	VERIZON CONNECT	5-17-651	OPERATING EXPENSES-	CODE	31.90
	ELIZABETH MOSLEY	5-17-510	TRAVEL & TRAINING EX	TRAVEL EXPENSE REIMB.	27.51
			TOTAL:		4,422.83
GOLF COURSE FUND	LEGAL SHIELD	5-18-503	GROUP INSURANCE	GOLF	24.95
	DELTA DENTAL	5-18-503	GROUP INSURANCE	GOLF	67.85
	THE LINCOLN NATIONAL LIFE IN	5-18-503	GROUP INSURANCE	GOLF	222.31
	DELTA VISION	5-18-503	GROUP INSURANCE	GOLF	14.74
	EFTPS	5-18-502	PAYROLL TAX	FICA W/H	452.99
		5-18-502	PAYROLL TAX	FICA W/H	452.99
		5-18-502	PAYROLL TAX	MEDICARE W/H	105.95
		5-18-502	PAYROLL TAX	MEDICARE W/H	105.95
	MUNICIPAL HEALTH BENEFIT FUN	5-18-503	GROUP INSURANCE	GOLF	1,116.90
	PARMAN ENERGY GROUP	5-18-651	OPERATING EXPENSES -	GOLF- INVOICE# 0397541-IN	2,324.35
	AMERICAN EXPRESS	5-18-601	MATERIALS AND SUPPLI	GOLF	764.33
		5-18-619	BUILDING EXPENSE	GOLF	275.04
		5-18-601	MATERIALS AND SUPPLI	GOLF	633.21
		5-18-620	UTILITIES	GOLF	275.29
	MEDICAL AIR SERVICES ASSOCIA	5-18-503	GROUP INSURANCE	GOLF	28.00
	CYTRACOM LLC	5-18-610	TELEPHONE	GOLF	86.11
			TOTAL:		6,950.96
ANIMAL CONTROL FUND	AMERICAN HERITAGE LIFE	5-19-503	GROUP INSURANCE	SHELTER	53.60
	DELTA DENTAL	5-19-503	GROUP INSURANCE	SHELTER	22.14
	THE LINCOLN NATIONAL LIFE IN	5-19-503	GROUP INSURANCE	SHELTER	25.34
	DELTA VISION	5-19-503	GROUP INSURANCE	SHELTER	5.86
	EFTPS	5-19-502	PAYROLL TAX	FICA W/H	168.79
		5-19-502	PAYROLL TAX	FICA W/H	183.88
		5-19-502	PAYROLL TAX	MEDICARE W/H	39.48
		5-19-502	PAYROLL TAX	MEDICARE W/H	43.00

FUND: CITY GENERAL FUND

DEPARTMENT	VENDOR NAME	GL ACCOUNT	ACCOUNT DESCRIPTION	DESCRIPTION	AMOUNT
	MUNICIPAL HEALTH BENEFIT FUN	5-19-503	GROUP INSURANCE	SHELTER	558.45
	AMERICAN EXPRESS	5-19-601	MATERIALS AND SUPPLI	SHELTER	1,835.25
		5-19-620	UTILITIES	SHELTER	208.69
		5-19-601	MATERIALS AND SUPPLI	SHELTER	59.36-
		5-19-601	MATERIALS AND SUPPLI	SHELTER	1,698.94
		5-19-651	OPERATING EXPENSES -	SHELTER	83.61
	MEDICAL AIR SERVICES ASSOCIA	5-19-503	GROUP INSURANCE	SHELTER	14.00
				TOTAL:	<u>4,881.67</u>

FUND: STREET FUND

DEPARTMENT	VENDOR NAME	GL ACCOUNT	ACCOUNT DESCRIPTION	DESCRIPTION	AMOUNT
NON-DEPARTMENTAL	SANITATION FUND	115	CADENCE-STREET FUND(BANK TRANSFER FROM STREET	10,000.00
	CITY GENERAL FUND	115	CADENCE-STREET FUND(CITY GENERAL FUND	25,000.00
				TOTAL:	35,000.00
STREET DEPT	LEGAL SHIELD	5-06-503	GROUP INSURANCE	STREET	155.50
	AMERICAN HERITAGE LIFE	5-06-503	GROUP INSURANCE	STREET	95.68
		5-06-503	GROUP INSURANCE	STREET	95.68
	CITIZENS FIDELITY INS	5-06-503	GROUP INSURANCE	STREET	23.47
	DELTA DENTAL	5-06-503	GROUP INSURANCE	STREET	276.03
	THE LINCOLN NATIONAL LIFE IN	5-06-503	GROUP INSURANCE	STREET	527.73
	JIMMY BURNETT	5-06-515	SAFETY SUPPLIES	REIMB. FOR SAFTEY BOOTS	25.00
	DELTA VISION	5-06-503	GROUP INSURANCE	STREET	65.36
	EFTPS	5-06-502	PAYROLL TAX	FICA W/H	39.99
		5-06-502	PAYROLL TAX	FICA W/H	901.30
		5-06-502	PAYROLL TAX	FICA W/H	1,003.34
		5-06-502	PAYROLL TAX	MEDICARE W/H	9.35
		5-06-502	PAYROLL TAX	MEDICARE W/H	210.78
		5-06-502	PAYROLL TAX	MEDICARE W/H	234.65
	MUNICIPAL HEALTH BENEFIT FUN	5-06-503	GROUP INSURANCE	STREET	6,548.40
	BOB'S AUTO CENTER, LLC	5-06-651	OPERATING EXPENSES -	INV 11721	351.87
	AMERICAN EXPRESS	5-06-601	MATERIALS AND SUPPLI	STREET	170.65
		5-06-650	REPAIRS & MAINTENANC	STREET	107.06
		5-06-601	MATERIALS AND SUPPLI	STREET	528.61
		5-06-650	REPAIRS & MAINTENANC	STREET	1,351.54
		5-06-651	OPERATING EXPENSES -	STREET	1,371.10
	MEDICAL AIR SERVICES ASSOCIA	5-06-503	GROUP INSURANCE	STREET	70.00
	VERIZON CONNECT	5-06-651	OPERATING EXPENSES -	STREET	111.65
				TOTAL:	14,274.74

FUND: SANITATION FUND

DEPARTMENT	VENDOR NAME	GL ACCOUNT	ACCOUNT DESCRIPTION	DESCRIPTION	AMOUNT
SANITATION	LEGAL SHIELD	5-07-503	GROUP INSURANCE	SANITATION	53.80
	AMERICAN HERITAGE LIFE	5-07-503	GROUP INSURANCE	SANITATION	135.60
		5-07-503	GROUP INSURANCE	SANITATION	21.60
		5-07-503	GROUP INSURANCE	SANITATION	135.60
		5-07-503	GROUP INSURANCE	SANITATION	112.13
		5-07-503	GROUP INSURANCE	SANITATION	141.84
	DELTA DENTAL	5-07-503	GROUP INSURANCE	SANITATION	112.13
	THE LINCOLN NATIONAL LIFE IN	5-07-503	GROUP INSURANCE	SANITATION	141.84
	DELTA VISION	5-07-503	GROUP INSURANCE	SANITATION	29.48
	EFTPS	5-07-502	PAYROLL TAX	FICA W/H	723.09
		5-07-502	PAYROLL TAX	FICA W/H	776.78
		5-07-502	PAYROLL TAX	MEDICARE W/H	169.11
		5-07-502	PAYROLL TAX	MEDICARE W/H	181.67
	MUNICIPAL HEALTH BENEFIT FUN	5-07-503	GROUP INSURANCE	SANITATION	4,602.75
	AMERICAN EXPRESS	5-07-601	MATERIALS AND SUPPLI	SANI	95.22
		5-07-620	UTILITIES	SANI	339.75
		5-07-601	MATERIALS AND SUPPLI	SANITATION	76.45
		5-07-620	UTILITIES	SANITATION	339.86
		5-07-651	OPERATING EXPENSES -	SANITATION	1,290.36
	MEDICAL AIR SERVICES ASSOCIA	5-07-503	GROUP INSURANCE	SANITATION	70.00
	VERIZON CONNECT	5-07-651	OPERATING EXPENSES -	SANITATION	79.75
				TOTAL:	<u>9,374.84</u>

FUND: FIREMEN'S PENSION FU

<u>DEPARTMENT</u>	<u>VENDOR NAME</u>	<u>GL ACCOUNT</u>	<u>ACCOUNT DESCRIPTION</u>	<u>DESCRIPTION</u>	<u>AMOUNT</u>
NON-DEPARTMENTAL	CITY GENERAL FUND	207	GROUP INSURANCE W/H	HEALTH INSURANCE FIRE PENS	19.40
		207	GROUP INSURANCE W/H	HEART STROKE FIRE PENSION	100.44
		207	GROUP INSURANCE W/H	DENTAL FIRE PENSION	164.18
		207	GROUP INSURANCE W/H	VISION FIRE PENSION	45.16
	EFTPS	202	FEDERAL W/H PAYABLE	FEDERAL W/H	1,692.00

FUND: OSCEOLA LIGHT & POWE

DEPARTMENT	VENDOR NAME	GL ACCOUNT	ACCOUNT DESCRIPTION	DESCRIPTION	AMOUNT
NON-DEPARTMENTAL	SHEMWELL, JIM	5-04-601	REFUNDS PAYABLE	US REFUNDS	37.92
				TOTAL:	<u>2,059.10</u>

===== FUND TOTALS =====

01	OSCEOLA LIGHT & POWER	1,836,494.89
02	CITY GENERAL FUND	686,081.59
03	STREET FUND	49,274.74
04	SANITATION FUND	9,374.84
07	FIREMEN'S PENSION FUND	2,021.18

	GRAND TOTAL:	2,583,247.24

TOTAL PAGES: 15

SELECTION CRITERIA

SELECTION OPTIONS

VENDOR SET: 01-City of Osceola
VENDOR: All
CLASSIFICATION: All
BANK CODE: All
ITEM DATE: 5/01/2026 THRU 5/31/2026
ITEM AMOUNT: 99,999,999.00CR THRU 99,999,999.00
GL POST DATE: 0/00/0000 THRU 99/99/9999
CHECK DATE: 0/00/0000 THRU 99/99/9999

PAYROLL SELECTION

PAYROLL EXPENSES: NO
EXPENSE TYPE: N/A
CHECK DATE: 0/00/0000 THRU 99/99/9999

PRINT OPTIONS

PRINT DATE: None
SEQUENCE: By Department
DESCRIPTION: Distribution
GL ACCTS: YES
REPORT TITLE: C O U N C I L R E P O R T
SIGNATURE LINES: 0

PACKET OPTIONS

INCLUDE REFUNDS: YES
INCLUDE OPEN ITEM:NO

01 -OSCEOLA LIGHT & POWER

ACCOUNT #	ACCOUNT DESCRIPTION	BALANCE
ASSETS		
=====		
01-102	FNBEA-OMLP SAVINGS(4591)	2,101.54
01-104	MISC CASH ACCOUNTS	3,559.13
01-105	REGIONS-OMLP GENERAL(0093)	460.24
01-107	CASHIER'S FUND	1,500.00
01-108	REGIONS-OMLP PAYROLL(5913)	848.19
01-110	ACCOUNTS RECEIVABLE	2,998,808.57
01-113	AMP ACCOUNTS RECEIVABLE	(3,267.33)
01-114	PREPAID INSURANCE	344,284.58
01-115	CADENCE-OMLP GENERAL(0473)	3,018,058.87
01-116	CADENCE-OMLP PAYROLL(9969)	1,434.74
01-121	INVENTORY - GAS AND OIL	19,197.86
01-122	INVENTORY - MATERIAL & SUPPLIE	1,067,774.78
01-124	A/R - UNBILLED	1,121,580.80
01-130	DUE TO/FROM OTHER FUNDS	3,684,250.54
01-140	2023 BOND FUND	18,161,191.49
01-156	2007 BOND FUND	42.09
01-173	2023 BOND ISSUE DISCOUNT	474,059.16
01-181	ELECTRIC POWER PLANT	27,964,282.36
01-182	ISES PLANT	5,848,880.87
01-183	WATER PLANT	14,023,991.74
01-184	RES FOR DEPR ELECT & WATER PLA	(33,401,809.31)
01-185	TOOLS AND EQUIPMENT	828,280.66
01-186	NEW SEWER SYSTEMS	10,340,001.42
01-187	NEW SEWER CONST CROMPTON	475,176.70
01-188	LAND PLANT SITE	275,886.78
01-189	AUTO & TRUCKS	3,202,360.54
01-190	RES FOR DEPR AUTO & TRUCKS	(2,646,750.93)
01-191	FURNITURE & FIXTURES	691,477.77
01-192	RES FOR DEPR F&F, TOOLS/EQUIP	(961,456.61)
		<u>57,536,207.24</u>
	TOTAL ASSETS	57,536,207.24

57,536,207.24
=====

LIABILITIES		
=====		
01-202	FEDERAL W/H PAYABLE	(12.00)
01-203	SOC SECURITY W/H PAYABLE	43.16
01-204	ARKANSAS W/H PAYABLE	(6.14)
01-205	GENERAL PENSION W/H	(3.00)
01-208	UNIFORM W/H	12.00
01-210	PURCHASE POWER PAYABLE	794,324.50
01-214	GARNISHMENTS PAYABLE	(623.50)
01-215	UNAPPLIED CREDITS	48,297.38
01-216	REFUNDS PAYABLE	2,493.39
01-230	CUSTOMER DEPOSITS REFUNDABLE	333,383.92
01-240	ACCRUED SALES TAX	61,427.00
01-241	ACCRUED INTEREST PAYABLE	(492,771.25)
01-248	N/P - CADENCE - VAC TRUCK	362,209.56
01-250	N/P - ALTEC CAPITAL - DIGGER	193,044.56

CITY OF OSCEOLA
 BALANCE SHEET
 AS OF: MAY 31ST, 2026

01 -OSCEOLA LIGHT & POWER

ACCOUNT #	ACCOUNT DESCRIPTION	BALANCE
01-251	N/P - GOV FINANCE - DUMP TRUCK	151,737.61
01-278	2023 BOND PAYABLE	<u>23,175,000.00</u>
	TOTAL LIABILITIES	<u>24,628,557.19</u>
EQUITY		
=====		
01-290	RETAINED EARNINGS	<u>27,287,758.23</u>
	TOTAL BEGINNING EQUITY	<u>27,287,758.23</u>
	TOTAL REVENUE	12,890,057.26
	TOTAL EXPENSES	<u>7,270,165.44</u>
	TOTAL REVENUE OVER/(UNDER) EXPENSES	<u>5,619,891.82</u>
	TOTAL EQUITY & REV. OVER/(UNDER) EXP.	<u>32,907,650.05</u>
	TOTAL LIABILITIES, EQUITY & REV.OVER/(UNDER) EXP.	<u>57,536,207.24</u> =====

CITY OF OSCEOLA
 REVENUE & EXPENSE REPORT (UNAUDITED)
 AS OF: MAY 31ST, 2026

01 -OSCEOLA LIGHT & POWER
 FINANCIAL SUMMARY

41.67% OF FISCAL YEAR

	CURRENT BUDGET	CURRENT PERIOD	YEAR TO DATE ACTUAL	% OF BUDGET	BUDGET BALANCE
<u>REVENUE SUMMARY</u>					
ELECTRIC DEPT	15,494,500.00	1,148,462.09	6,388,657.85	41.23	9,105,842.15
WATER DEPT	1,850,000.00	216,550.96	720,603.87	38.95	1,129,396.13
SEWER DEPT	1,152,000.00	161,213.42	541,228.92	46.98	610,771.08
ADMINISTRATION	800.00	49,707.64	5,288,634.63	1,079.33	(5,287,834.63)
TOTAL REVENUES	18,497,300.00	1,575,934.11	12,939,125.27	69.95	5,558,174.73
<u>EXPENDITURE SUMMARY</u>					
ELECTRIC DEPT	13,665,600.00	1,179,179.28	5,770,553.92	42.23	7,895,046.08
WATER DEPT	1,222,486.00	83,829.94	642,260.34	52.54	580,225.66
SEWER DEPT	865,453.00	74,478.13	381,687.14	44.10	483,765.86
ADMINISTRATION	1,539,120.00	74,034.11	475,664.04	30.90	1,063,455.96
TOTAL EXPENDITURES	17,292,659.00	1,411,521.46	7,270,165.44	42.04	10,022,493.56
REVENUES OVER/(UNDER) EXPENDITURES	1,204,641.00	164,412.65	5,668,959.83		(4,464,318.83)

CITY OF OSCEOLA
 REVENUE & EXPENSE REPORT (UNAUDITED)
 AS OF: MAY 31ST, 2026

01 -OSCEOLA LIGHT & POWER

41.67% OF FISCAL YEAR

REVENUES	CURRENT BUDGET	CURRENT PERIOD	YEAR TO DATE ACTUAL	% OF BUDGET	BUDGET BALANCE
<u>ELECTRIC DEPT</u>					
01-4-12-300 SALES	15,250,000.00	1,134,750.35	6,208,370.88	40.71	9,041,629.12
01-4-12-303 LATE PENALTY FEES	136,000.00	8,887.22	64,690.24	47.57	71,309.76
01-4-12-304 RECONNECTION FEES	47,500.00	3,875.00	21,250.00	44.74	26,250.00
01-4-12-305 POLE RENTAL	40,000.00	0.00	91,131.07	227.83 (51,131.07)
01-4-12-306 CREDIT CARD FEES	16,000.00	674.52	2,115.66	13.22	13,884.34
01-4-12-395 MISCELLANEOUS FEES	5,000.00	275.00	1,100.00	22.00	3,900.00
TOTAL ELECTRIC DEPT	15,494,500.00	1,148,462.09	6,388,657.85	41.23	9,105,842.15
<u>WATER DEPT</u>					
01-4-13-300 SALES	1,800,000.00	214,191.70	708,496.42	39.36	1,091,503.58
01-4-13-303 LATE PENALTY FEES	25,000.00	1,694.26	8,855.45	35.42	16,144.55
01-4-13-310 SERVICE FEES	25,000.00	665.00	3,252.00	13.01	21,748.00
TOTAL WATER DEPT	1,850,000.00	216,550.96	720,603.87	38.95	1,129,396.13
<u>SEWER DEPT</u>					
01-4-14-300 SALES	1,150,000.00	160,992.42	540,654.92	47.01	609,345.08
01-4-14-310 SERVICE FEES	2,000.00	221.00	574.00	28.70	1,426.00
TOTAL SEWER DEPT	1,152,000.00	161,213.42	541,228.92	46.98	610,771.08
<u>ADMINISTRATION</u>					
01-4-15-304 AMP	0.00	82.23 (671.86)	0.00	671.86
01-4-15-341 ELECTRIC PERMITS	750.00	17.00	221.30	29.51	528.70
01-4-15-342 PLUMBING PERMITS	50.00	32.00	83.00	166.00 (33.00)
01-4-15-385 SALE OF ASSETS/EQUIPMENT	0.00	0.00	4,994,862.53	0.00 (4,994,862.53)
01-4-15-390 INTEREST INCOME	0.00	49,576.41	254,547.73	0.00 (254,547.73)
01-4-15-395 MISCELLANEOUS	0.00	0.00	39,591.93	0.00 (39,591.93)
TOTAL ADMINISTRATION	800.00	49,707.64	5,288,634.63	1,079.33 (5,287,834.63)
TOTAL REVENUES	18,497,300.00	1,575,934.11	12,939,125.27	69.95	5,558,174.73

CITY OF OSCEOLA
 REVENUE & EXPENSE REPORT (UNAUDITED)
 AS OF: MAY 31ST, 2026

01 -OSCEOLA LIGHT & POWER

41.67% OF FISCAL YEAR

DEPARTMENTAL EXPENDITURES	CURRENT BUDGET	CURRENT PERIOD	YEAR TO DATE ACTUAL	% OF BUDGET	BUDGET BALANCE
<u>ELECTRIC DEPT</u>					
01-5-12-400 SALARIES	880,000.00	73,025.41	333,224.38	37.87	546,775.62
01-5-12-455 TEMP SERVICE WAGES	8,000.00	0.00	1,512.00	18.90	6,488.00
01-5-12-502 PAYROLL TAX	70,400.00	4,451.51	24,524.37	34.84	45,875.63
01-5-12-503 GROUP INSURANCE	76,000.00	7,467.79	31,255.32	41.13	44,744.68
01-5-12-504 PENSION EXPENSE	18,000.00	1,075.00	7,122.50	39.57	10,877.50
01-5-12-510 TRAVEL & TRAINING EXPENSE	13,000.00	52.50	7,257.43	55.83	5,742.57
01-5-12-515 SAFETY SUPPLIES	5,000.00	594.29	1,181.83	23.64	3,818.17
01-5-12-580 UNIFORM EXPENSE	8,500.00	85.64	1,773.82	20.87	6,726.18
01-5-12-601 MATERIALS AND SUPPLIES	40,000.00	958.82	7,208.44	18.02	32,791.56
01-5-12-610 TELEPHONE	9,000.00	0.00	3,680.44	40.89	5,319.56
01-5-12-619 BUILDING EXPENSE	10,000.00	395.04	10,064.24	100.64	64.24
01-5-12-620 UTILITIES	17,000.00	732.25	8,005.73	47.09	8,994.27
01-5-12-630 INSURANCE	16,500.00	0.00	21,939.37	132.97	5,439.37
01-5-12-640 DUES, MBRSHPS & SUBSCRIPTIONS	1,500.00	0.00	5,103.83	340.26	3,603.83
01-5-12-647 LICENSES	200.00	0.00	0.00	0.00	200.00
01-5-12-648 IMMUNIZATIONS & PHYSICALS	500.00	0.00	0.00	0.00	500.00
01-5-12-650 REPAIRS & MAINTENANCE - VEH &	50,000.00	274.13	1,902.82	3.81	48,097.18
01-5-12-651 OPERATING EXPENSES - VEHICLES	32,000.00	4,387.12	17,847.20	55.77	14,152.80
01-5-12-710 ELECTRIC POWER PURCHASED	11,500,000.00	1,023,425.36	4,975,905.50	43.27	6,524,094.50
01-5-12-760 DEPRECIATION	650,000.00	54,167.00	270,835.00	41.67	379,165.00
01-5-12-770 DEPRECIATION-VEHICLES	60,000.00	5,000.00	25,000.00	41.67	35,000.00
01-5-12-774 TREE TRIMMING	150,000.00	0.00	0.00	0.00	150,000.00
01-5-12-860 CONSULTING SERVICES	50,000.00	3,877.50	15,209.70	30.42	34,790.30
TOTAL ELECTRIC DEPT	13,665,600.00	1,179,179.28	5,770,553.92	42.23	7,895,046.08
<u>WATER DEPT</u>					
01-5-13-400 SALARIES	410,000.00	34,910.90	169,161.79	41.26	240,838.21
01-5-13-455 TEMP SERVICE WAGES	52,920.00	0.00	0.00	0.00	52,920.00
01-5-13-502 PAYROLL TAX	32,800.00	2,111.20	12,553.08	38.27	20,246.92
01-5-13-503 GROUP INSURANCE	30,000.00	4,126.61	17,812.63	59.38	12,187.37
01-5-13-504 PENSION EXPENSE	9,000.00	789.49	4,358.12	48.42	4,641.88
01-5-13-510 TRAVEL & TRAINING EXPENSE	3,275.00	738.09	738.09	22.54	2,536.91
01-5-13-515 SAFETY SUPPLIES	9,494.00	239.36	1,539.35	16.21	7,954.65
01-5-13-580 UNIFORM EXPENSE	6,885.00	1,263.72	7,562.30	109.84	677.30
01-5-13-601 MATERIALS AND SUPPLIES	62,000.00	2,057.26	8,889.71	14.34	53,110.29
01-5-13-602 CHEMICALS AND SUPPLIES	81,000.00	5,934.37	33,907.49	41.86	47,092.51
01-5-13-608 TOOLS	3,150.00	1,744.96	1,775.37	56.36	1,374.63
01-5-13-610 TELEPHONE	22,600.00	86.11	2,008.83	8.89	20,591.17
01-5-13-619 BUILDING EXPENSE	10,640.00	179.88	1,790.79	16.83	8,849.21
01-5-13-620 UTILITIES	59,500.00	3,665.69	24,342.03	40.91	35,157.97
01-5-13-630 INSURANCE	22,400.00	0.00	13,450.80	60.05	8,949.20
01-5-13-640 DUES, MBRSHPS & SUBSCRIPTIONS	16,950.00	0.00	271.47	1.60	16,678.53
01-5-13-647 LICENSES	8,560.00	0.00	3,867.57	45.18	4,692.43
01-5-13-648 IMMUNIZATIONS & PHYSICALS	952.00	0.00	0.00	0.00	952.00
01-5-13-650 REPAIRS & MAINTENANCE - VEH &	13,560.00	671.86	6,154.91	45.39	7,405.09
01-5-13-651 OPERATING EXPENSES - VEHICLES	21,400.00	3,611.78	5,806.88	27.13	15,593.12
01-5-13-652 MANHOLE & PIPE REHAB	5,000.00	0.00	0.00	0.00	5,000.00

CITY OF OSCEOLA
 REVENUE & EXPENSE REPORT (UNAUDITED)
 AS OF: MAY 31ST, 2026

01 -OSCEOLA LIGHT & POWER

41.67% OF FISCAL YEAR

DEPARTMENTAL EXPENDITURES	CURRENT BUDGET	CURRENT PERIOD	YEAR TO DATE ACTUAL	% OF BUDGET	BUDGET BALANCE
01-5-13-658 PIPE & HYDRANT REPAIR	5,000.00	0.00	0.00	0.00	5,000.00
01-5-13-682 WELL AND PUMP REPAIRS	5,000.00	24.25	(4,662.25)	93.25-	9,662.25
01-5-13-683 PUMP AND TANK REPAIRS	63,600.00	0.00	222,656.97	350.09	(159,056.97)
01-5-13-761 DEPRECIATION-WATER PLANT	199,800.00	16,650.00	83,250.00	41.67	116,550.00
01-5-13-770 DEPRECIATION-VEHICLES	60,000.00	5,000.00	25,000.00	41.67	35,000.00
01-5-13-860 CONSULTING SERVICES	7,000.00	0.00	0.00	0.00	7,000.00
01-5-13-899 MISCELLANEOUS	0.00	24.41	24.41	0.00	(24.41)
TOTAL WATER DEPT	1,222,486.00	83,829.94	642,260.34	52.54	580,225.66
<u>SEWER DEPT</u>					
01-5-14-400 SALARIES	283,000.00	38,628.51	175,069.67	61.86	107,930.33
01-5-14-455 TEMP SERVICE WAGES	49,000.00	0.00	13,849.50	28.26	35,150.50
01-5-14-502 PAYROLL TAX	23,000.00	2,129.17	12,930.64	56.22	10,069.36
01-5-14-503 GROUP INSURANCE	29,750.00	1,788.99	8,734.95	29.36	21,015.05
01-5-14-504 PENSION EXPENSE	6,210.00	653.46	3,624.69	58.37	2,585.31
01-5-14-510 TRAVEL & TRAINING EXPENSE	504.00	609.83	609.83	121.00	(105.83)
01-5-14-515 SAFETY SUPPLIES	2,432.00	0.00	0.00	0.00	2,432.00
01-5-14-580 UNIFORM EXPENSE	4,470.00	0.00	0.00	0.00	4,470.00
01-5-14-601 MATERIALS AND SUPPLIES	54,831.00	8,567.01	24,787.89	45.21	30,043.11
01-5-14-602 CHEMICALS AND SUPPLIES	10,000.00	0.00	0.00	0.00	10,000.00
01-5-14-608 TOOLS	3,200.00	0.00	153.18	4.79	3,046.82
01-5-14-610 TELEPHONE	3,096.00	2.99	2.99	0.10	3,093.01
01-5-14-619 BUILDING EXPENSE	7,000.00	0.00	306.36	4.38	6,693.64
01-5-14-620 UTILITIES	67,000.00	3,976.51	30,378.42	45.34	36,621.58
01-5-14-630 INSURANCE	4,500.00	0.00	7,316.07	162.58	(2,816.07)
01-5-14-640 DUES, MBRSHPS & SUBSCRIPTIONS	8,500.00	0.00	196.95	2.32	8,303.05
01-5-14-647 LICENSES	21,000.00	0.00	6,496.98	30.94	14,503.02
01-5-14-648 IMMUNIZATIONS & PHYSICALS	600.00	0.00	292.00	48.67	308.00
01-5-14-650 REPAIRS & MAINTENANCE - VEH &	23,400.00	716.82	6,581.46	28.13	16,818.54
01-5-14-651 OPERATING EXPENSES - VEHICLES	19,200.00	541.84	3,473.26	18.09	15,726.74
01-5-14-652 MANHOLE & PIPE REHAB	10,000.00	0.00	0.00	0.00	10,000.00
01-5-14-683 PUMP AND TANK REPAIRS	30,000.00	0.00	2,567.30	8.56	27,432.70
01-5-14-762 DEPRICIATION SEWER SYSTEMS	180,000.00	15,000.00	75,000.00	41.67	105,000.00
01-5-14-770 DEPRECIATION-VEHICLES	22,360.00	1,863.00	9,315.00	41.66	13,045.00
01-5-14-860 CONSULTING SERVICES	2,400.00	0.00	0.00	0.00	2,400.00
TOTAL SEWER DEPT	865,453.00	74,478.13	381,687.14	44.10	483,765.86
<u>ADMINISTRATION</u>					
01-5-15-400 SALARIES	489,000.00	41,792.55	199,058.96	40.71	289,941.04
01-5-15-502 PAYROLL TAX	39,120.00	2,620.58	14,847.80	37.95	24,272.20
01-5-15-503 GROUP INSURANCE	46,000.00	4,351.40	20,725.03	45.05	25,274.97
01-5-15-504 PENSION EXPENSE	10,000.00	1,431.58	8,108.57	81.09	1,891.43
01-5-15-510 TRAVEL & TRAINING EXPENSE	2,500.00	0.00	184.55	7.38	2,315.45
01-5-15-515 SAFETY SUPPLIES	1,000.00	0.00	452.32	45.23	547.68
01-5-15-516 HR MATERIALS & SUPPLIES	7,500.00	0.00	226.40	3.02	7,273.60
01-5-15-550 EMPLOYEE RELATIONS	0.00	0.00	100.00	0.00	(100.00)
01-5-15-580 UNIFORM EXPENSE	500.00	0.00	0.00	0.00	500.00
01-5-15-601 MATERIALS AND SUPPLIES	60,000.00	(1,719.19)	(2,606.43)	4.34-	62,606.43
01-5-15-605 OFFICE EXPENSE	10,000.00	7,186.17	40,559.77	405.60	(30,559.77)
01-5-15-606 POSTAGE	32,000.00	1,419.99	17,312.27	54.10	14,687.73

CITY OF OSCEOLA
 REVENUE & EXPENSE REPORT (UNAUDITED)
 AS OF: MAY 31ST, 2026

01 -OSCEOLA LIGHT & POWER

41.67% OF FISCAL YEAR

DEPARTMENTAL EXPENDITURES	CURRENT BUDGET	CURRENT PERIOD	YEAR TO DATE ACTUAL	% OF BUDGET	BUDGET BALANCE
01-5-15-607 PUBLISHING ORDINANCES & NOTICE	1,000.00	0.00	0.00	0.00	1,000.00
01-5-15-610 TELEPHONE	17,000.00	4,767.84	8,645.44	50.86	8,354.56
01-5-15-619 BUILDING EXPENSE	35,000.00	53.28	1,356.60	3.88	33,643.40
01-5-15-620 UTILITIES	5,000.00	187.65	2,678.41	53.57	2,321.59
01-5-15-630 INSURANCE	5,000.00	0.00	1,582.21	31.64	3,417.79
01-5-15-640 DUES, MBRSHPS & SUBSCRIPTIONS	90,000.00	445.07	47,511.77	52.79	42,488.23
01-5-15-643 AUDIT FEES	45,000.00	0.00	36,500.00	81.11	8,500.00
01-5-15-644 LEGAL EXPENSES	7,500.00	0.00	0.00	0.00	7,500.00
01-5-15-645 ADV, PROMOTIONS & DONATIONS	35,000.00	1,529.18	2,530.84	7.23	32,469.16
01-5-15-647 LICENSES	35,000.00	0.00	35,889.06	102.54 (889.06)
01-5-15-648 IMMUNIZATIONS & PHYSICALS	500.00	0.00	0.00	0.00	500.00
01-5-15-763 DEPRECIATION	2,500.00	208.00	1,040.00	41.60	1,460.00
01-5-15-860 CONSULTING SERVICES	100,000.00	9,730.47	54,006.19	54.01	45,993.81
01-5-15-883 BAD ACCOUNTS	(40,000.00) (1,572.46) (19,662.52)	49.16 (20,337.48)
01-5-15-886 INTEREST EXPENSE	500,000.00	1,217.00	4,269.90	0.85	495,730.10
01-5-15-887 BOND PAYING AGENT EXPENSE	2,500.00	0.00	0.00	0.00	2,500.00
01-5-15-898 CASH OVER AND SHORT	500.00	385.00	346.90	69.38	153.10
TOTAL ADMINISTRATION	1,539,120.00	74,034.11	475,664.04	30.90	1,063,455.96
TOTAL EXPENDITURES	17,292,659.00	1,411,521.46	7,270,165.44	42.04	10,022,493.56
REVENUES OVER/(UNDER) EXPENDITURES	1,204,641.00	164,412.65	5,668,959.83	(4,464,318.83)	

02 -CITY GENERAL FUND

ACCOUNT #	ACCOUNT DESCRIPTION	BALANCE	
ASSETS			
=====			
02-101	REGIONS-COMM CTR & GOLF (0051)	3,662.00	
02-102	FIRE DPT FEMA (2633)	195.00	
02-105	REGIONS-CITY GENERAL(0638)	101,463.22	
02-107	MISC CASH ACCOUNTS	83,838.29	
02-108	REGIONS-CITY GEN PAYROLL(5948)	1,821.74	
02-109	REGIONS-FIRE DEPT ACT833(0697)	281,364.12	
02-110	ACCOUNTS RECEIVABLE	12,081.76	
02-112	FBNEA - MAIN. TAX FUND (5808)	401,703.54	
02-114	MUNICIPAL PROPERTY PROGRAM	519.61	
02-115	CADENCE-CITY GENERAL(0430)	(12,172.90)	
02-116	BANCORP-CITY GEN PAYROLL(0465)	851.81	
02-118	CROSS BANK -CITY GEN SAV(7010)	8,685.71	
02-121	CROSS BK-CONFINED SPACE GRANT	166,845.50	
02-122	2024 BOND FUND	12,120,522.08	
02-123	A/R - OTHER	(635.64)	
02-130	DUE TO/FROM OTHER FUNDS	(3,523,281.61)	
02-195	AQUATIC CENTER	<u>6,899,248.11</u>	
			<u>16,546,712.34</u>
TOTAL ASSETS			16,546,712.34
=====			
LIABILITIES			
=====			
02-202	FEDERAL W/H PAYABLE	92.59	
02-203	SOC SECURITY W/H PAYABLE	8,950.41	
02-204	ARKANSAS W/H PAYABLE	(49.16)	
02-205	GENERAL PENSION W/H	(95.67)	
02-208	UNIFORM W/H	210.00	
02-210	FIREMENS PENSION W/H	4,015.66	
02-212	POLICE PENSION W/H	4,600.52	
02-214	GARNISHMENTS PAYABLE	2,380.19	
02-278	2024 BOND PAYABLE	<u>16,439,701.20</u>	
	TOTAL LIABILITIES		<u>16,459,805.74</u>
EQUITY			
=====			
02-291	BEGINNING FUND BALANCE	<u>1,538,215.98</u>	
	TOTAL BEGINNING EQUITY	1,538,215.98	
TOTAL REVENUE		2,285,084.05	
TOTAL EXPENSES		<u>3,736,391.51</u>	
TOTAL REVENUE OVER/(UNDER) EXPENSES		(1,451,307.46)	
TOTAL EQUITY & REV. OVER/(UNDER) EXP.			<u>86,908.52</u>
TOTAL LIABILITIES, EQUITY & REV.OVER/(UNDER) EXP.			16,546,714.26
=====			

*** AMOUNT OUT OF BALANCE ***

CITY OF OSCEOLA
 REVENUE & EXPENSE REPORT (UNAUDITED)
 AS OF: MAY 31ST, 2026

02 -CITY GENERAL FUND
 FINANCIAL SUMMARY

41.67% OF FISCAL YEAR

	CURRENT BUDGET	CURRENT PERIOD	YEAR TO DATE ACTUAL	% OF BUDGET	BUDGET BALANCE
<u>REVENUE SUMMARY</u>					
ADMINISTRATION	7,521,066.00	504,552.62	2,074,856.84	27.59	5,446,209.16
POLICE DEPT	512,000.00 (36,517.58)	75,093.35	14.67	436,906.65
FIRE DEPT	50,000.00	49,880.28	70,611.29	141.22 (20,611.29)
PARKS & RECREATION DEPT	130,000.00	10,430.97	47,014.07	36.16	82,985.93
GOLF COURSE FUND	84,315.00	3,463.50	17,053.50	20.23	67,261.50
HUMANE SHELTER FUND	1,500.00	50.00	455.00	30.33	1,045.00
TOTAL REVENUES	8,298,881.00	531,859.79	2,285,084.05	27.53	6,013,796.95
<u>EXPENDITURE SUMMARY</u>					
ADMINISTRATION	1,215,525.00	77,540.14	445,998.53	36.69	769,526.47
POLICE DEPT	3,429,120.00	261,715.46	1,495,421.39	43.61	1,933,698.61
FIRE DEPT	1,513,076.00	195,069.55	780,103.49	51.56	732,972.51
PARKS & RECREATION DEPT	981,040.00	90,052.52	361,818.36	36.88	619,221.64
MUNICIPAL COURT	132,100.00	14,190.33	54,000.73	40.88	78,099.27
JAIL DEPARTMENT	735,100.00	49,520.86	302,843.64	41.20	432,256.36
CODE ENFORCEMENT	152,700.00	13,979.17	50,728.70	33.22	101,971.30
GOLF COURSE FUND	449,310.00	30,280.98	161,931.58	36.04	287,378.42
HUMANE SHELTER FUND	237,950.00	13,077.33	72,794.26	30.59	165,155.74
AQUATIC CENTER	0.00	10,750.83	10,750.83	0.00 (10,750.83)
TOTAL EXPENDITURES	8,845,921.00	756,177.17	3,736,391.51	42.24	5,109,529.49
REVENUES OVER/(UNDER) EXPENDITURES	(547,040.00) (224,317.38) (1,451,307.46)		904,267.46

CITY OF OSCEOLA
REVENUE & EXPENSE REPORT (UNAUDITED)
AS OF: MAY 31ST, 2026

02 -CITY GENERAL FUND

41.67% OF FISCAL YEAR

REVENUES	CURRENT BUDGET	CURRENT PERIOD	YEAR TO DATE ACTUAL	% OF BUDGET	BUDGET BALANCE
ADMINISTRATION					
02-4-01-310 PROPERTY TAXES	715,000.00	109,598.38	274,402.33	38.38	440,597.67
02-4-01-314 GENERAL REVENUE (STATE OF ARK)	120,000.00	7,138.23	42,639.04	35.53	77,360.96
02-4-01-315 PRIVILEGE TAX -- CITY	9,000.00	0.00	8,445.00	93.83	555.00
02-4-01-316 PILOT-FED HOUSING AUTHORITY	3,315.00	0.00	0.00	0.00	3,315.00
02-4-01-317 PILOT-PLUM POINT ENERGY STA	871,751.00	0.00	0.00	0.00	871,751.00
02-4-01-318 PILOT-OTHER	60,000.00	0.00	66,450.00	110.75-	126,450.00
02-4-01-323 A & P TAX REVENUE	140,000.00	13,417.14	55,867.23	39.91	84,132.77
02-4-01-325 GAS FRANCHISE TAX	110,000.00	0.00	30,841.94	28.04	79,158.06
02-4-01-328 TELEPHONE EXCISE TAX	24,000.00	0.00	0.00	0.00	24,000.00
02-4-01-331 CABLE FRANCHISE TAX	15,000.00	912.50	27,919.14	186.13	12,919.14
02-4-01-335 FINES AND FORFEITURES	0.00	0.00	90.00	0.00	90.00
02-4-01-345 BUILDING PERMITS	8,000.00	1,554.52	4,145.80	51.82	3,854.20
02-4-01-387 INSURANCE PROCEEDS	0.00	0.00	4,838.39	0.00	4,838.39
02-4-01-390 INTEREST INCOME	3,000.00	20.76	103.62	3.45	2,896.38
02-4-01-394 COUNTY SALES TAX	2,000,000.00	170,469.19	704,562.44	35.23	1,295,437.56
02-4-01-395 MISCELLANEOUS	7,000.00	2,339.73	35,313.27	504.48	28,313.27
02-4-01-396 GRANT INCOME	100,000.00	0.00	97,788.00	97.79	2,212.00
02-4-01-397 CITY SALES TAX	3,300,000.00	199,102.17	834,380.26	25.28	2,465,619.74
02-4-01-398 RENT INCOME	35,000.00	0.00	19,970.38	57.06	15,029.62
TOTAL ADMINISTRATION	7,521,066.00	504,552.62	2,074,856.84	27.59	5,446,209.16
POLICE DEPT					
02-4-02-335 FINES & FORFEITURES	400,000.00	36,812.58	60,937.42	15.23	339,062.58
02-4-02-337 OPD RECEIPTS	62,000.00	0.00	0.00	0.00	62,000.00
02-4-02-338 JAIL RECEIPTS	50,000.00	295.00	2,668.36	5.34	47,331.64
02-4-02-396 GRANT INCOME	0.00	0.00	11,487.57	0.00	11,487.57
TOTAL POLICE DEPT	512,000.00	36,517.58	75,093.35	14.67	436,906.65
FIRE DEPT					
02-4-03-380 CONTRACT TRAINING RECEIPTS	50,000.00	4,166.00	20,830.00	41.66	29,170.00
02-4-03-396 GRANT INCOME	0.00	45,714.28	49,781.29	0.00	49,781.29
TOTAL FIRE DEPT	50,000.00	49,880.28	70,611.29	141.22	20,611.29
PARKS & RECREATION DEPT					
02-4-04-350 ADMISSION FEES	130,000.00	10,430.97	47,014.07	36.16	82,985.93
TOTAL PARKS & RECREATION DEPT	130,000.00	10,430.97	47,014.07	36.16	82,985.93
GOLF COURSE FUND					
02-4-18-360 GOLF COURSE MEMBERSHIP FEES	45,000.00	2,753.50	13,728.50	30.51	31,271.50
02-4-18-362 GREENS FEES	815.00	0.00	0.00	0.00	815.00
02-4-18-364 CART SHED RENTALS	8,500.00	710.00	3,325.00	39.12	5,175.00
02-4-18-365 PRO SHOP SALES	30,000.00	0.00	0.00	0.00	30,000.00
TOTAL GOLF COURSE FUND	84,315.00	3,463.50	17,053.50	20.23	67,261.50
HUMANE SHELTER FUND					
02-4-19-340 ANIMAL SHELTER RECEIPTS	1,500.00	50.00	455.00	30.33	1,045.00
TOTAL HUMANE SHELTER FUND	1,500.00	50.00	455.00	30.33	1,045.00

CITY OF OSCEOLA
REVENUE & EXPENSE REPORT (UNAUDITED)
AS OF: MAY 31ST, 2026

02 -CITY GENERAL FUND

41.67% OF FISCAL YEAR

REVENUES	CURRENT BUDGET	CURRENT PERIOD	YEAR TO DATE ACTUAL	% OF BUDGET	BUDGET BALANCE
TOTAL REVENUES	8,298,881.00	531,859.79	2,285,084.05	27.53	6,013,796.95

CITY OF OSCEOLA
 REVENUE & EXPENSE REPORT (UNAUDITED)
 AS OF: MAY 31ST, 2026

02 -CITY GENERAL FUND

41.67% OF FISCAL YEAR

DEPARTMENTAL EXPENDITURES	CURRENT BUDGET	CURRENT PERIOD	YEAR TO DATE ACTUAL	% OF BUDGET	BUDGET BALANCE
ADMINISTRATION					
02-5-01-400 SALARIES	300,000.00	19,050.23	98,594.23	32.86	201,405.77
02-5-01-501 TRAVEL & PUBLIC RELATIONS	10,000.00	60.77	81.26	0.81	9,918.74
02-5-01-502 PAYROLL TAX	24,000.00	1,412.57	7,392.97	30.80	16,607.03
02-5-01-503 GROUP INSURANCE	97,000.00	3,310.90	39,432.16	40.65	57,567.84
02-5-01-504 PENSION EXPENSE	40,000.00	1,496.83	9,343.36	23.36	30,656.64
02-5-01-510 TRAVEL & TRAINING EXPENSE	15,000.00 (687.11)	12,560.82	83.74	2,439.18
02-5-01-601 MATERIALS AND SUPPLIES	115,000.00	3,902.55	19,251.30	16.74	95,748.70
02-5-01-605 OFFICE EXPENSE	0.00	0.00	6,732.16	0.00 (6,732.16)
02-5-01-607 PUBLISHING ORDINANCES & NOTICE	10,000.00	0.00	3,894.27	38.94	6,105.73
02-5-01-610 TELEPHONE	2,000.00	0.00	0.00	0.00	2,000.00
02-5-01-619 BUILDING EXPENSE	20,000.00	2,403.94	8,399.66	42.00	11,600.34
02-5-01-620 UTILITIES	10,000.00	94.07	28,085.46	280.85 (18,085.46)
02-5-01-625 RENT	1,000.00	0.00	0.00	0.00	1,000.00
02-5-01-626 A & P EXPENSES	50,000.00	8,219.59	63,493.68	126.99 (13,493.68)
02-5-01-630 INSURANCE	100,000.00	0.00	1,710.72	1.71	98,289.28
02-5-01-640 DUES, MBRSHPS & SUBSCRIPTIONS	5,000.00	806.63	6,351.31	127.03 (1,351.31)
02-5-01-642 UNEMPLOYMENT BENEFIT ASSMT	3,200.00	0.00	0.00	0.00	3,200.00
02-5-01-644 LEGAL EXPENSES	25,000.00	1,675.00	8,375.00	33.50	16,625.00
02-5-01-645 ADV, PROMOTIONS & DONATIONS	20,000.00	0.00	13,718.00	68.59	6,282.00
02-5-01-647 LICENSES	250.00	0.00	0.00	0.00	250.00
02-5-01-648 IMMUNIZATIONS & PHYSICALS	75.00	0.00	0.00	0.00	75.00
02-5-01-687 ELECTION EXPENSE	5,000.00	0.00	0.00	0.00	5,000.00
02-5-01-700 EQUIPMENT PURCHASES	10,000.00	0.00	0.00	0.00	10,000.00
02-5-01-750 ROSENWALD BLDG EXPENSE	5,000.00	0.00	4,207.93	84.16	792.07
02-5-01-751 SR. CITIZEN BLDG EXPENSE	5,000.00	0.00	381.84	7.64	4,618.16
02-5-01-753 COSTON BLDG EXP	3,000.00	651.72	1,401.50	46.72	1,598.50
02-5-01-860 CONSULTING SERVICES	200,000.00	4,750.00	42,635.69	21.32	157,364.31
02-5-01-861 INDUSTRIAL INCENTIVES	0.00	0.00	31,000.00	0.00 (31,000.00)
02-5-01-898 ABANDONED/CONDEMNED PROP EXP	140,000.00	30,800.00	30,800.00	22.00	109,200.00
02-5-01-899 MISCELLANEOUS	0.00 (407.55)	8,155.21	0.00 (8,155.21)
TOTAL ADMINISTRATION	1,215,525.00	77,540.14	445,998.53	36.69	769,526.47
POLICE DEPT					
02-5-02-400 SALARIES	2,332,519.00	172,860.86	961,972.36	41.24	1,370,546.64
02-5-02-414 SALARIES-GRANT/OPD	0.00	0.00 (4,040.00)	0.00	4,040.00
02-5-02-426 AUXILIARY POLICE	2,000.00	56.19	56.19	2.81	1,943.81
02-5-02-502 PAYROLL TAX	186,601.00	12,569.55	71,954.31	38.56	114,646.69
02-5-02-503 GROUP INSURANCE	162,000.00	11,940.31	64,007.44	39.51	97,992.56
02-5-02-504 PENSION EXPENSE	230,000.00	33,147.26	188,954.84	82.15	41,045.16
02-5-02-510 TRAVEL & TRAINING EXPENSE	20,000.00	0.00	614.74	3.07	19,385.26
02-5-02-515 SAFETY SUPPLIES	0.00	0.00	721.89	0.00 (721.89)
02-5-02-580 UNIFORM EXPENSE	20,000.00	0.00	539.88	2.70	19,460.12
02-5-02-601 MATERIALS AND SUPPLIES	50,000.00	2,166.48	8,681.43	17.36	41,318.57
02-5-02-610 TELEPHONE	32,000.00	0.00	10,288.15	32.15	21,711.85
02-5-02-619 BUILDING EXPENSE	75,000.00	0.00	6,568.99	8.76	68,431.01
02-5-02-620 UTILITIES	17,000.00	1,852.44	9,510.79	55.95	7,489.21
02-5-02-630 INSURANCE	15,000.00	0.00	42,769.36	285.13 (27,769.36)

CITY OF OSCEOLA
REVENUE & EXPENSE REPORT (UNAUDITED)
AS OF: MAY 31ST, 2026

02 -CITY GENERAL FUND

41.67% OF FISCAL YEAR

DEPARTMENTAL EXPENDITURES	CURRENT BUDGET	CURRENT PERIOD	YEAR TO DATE ACTUAL	% OF BUDGET	BUDGET BALANCE
02-5-02-640 DUES, MBRSHPS & SUBSCRIPTIONS	110,000.00	1,219.50	34,904.01	31.73	75,095.99
02-5-02-648 IMMUNIZATIONS & PHYSICALS	5,000.00	0.00	810.00	16.20	4,190.00
02-5-02-650 REPAIRS & MAINTENANCE - VEH &	22,000.00	6,697.88	13,067.88	59.40	8,932.12
02-5-02-651 OPERATING EXPENSES - VEHICLES	100,000.00	7,577.80	30,193.25	30.19	69,806.75
02-5-02-700 EQUIPMENT PURCHASES	50,000.00	12,052.31	49,449.31	98.90	550.69
02-5-02-899 MISCELLANEOUS	0.00	(425.12)	4,396.57	0.00	(4,396.57)
TOTAL POLICE DEPT	3,429,120.00	261,715.46	1,495,421.39	43.61	1,933,698.61
<u>FIRE DEPT</u>					
02-5-03-400 SALARIES	1,029,576.00	95,922.75	480,948.18	46.71	548,627.82
02-5-03-427 FIRE SCRIPT-REDEEMED	20,000.00	1,340.00	5,169.40	25.85	14,830.60
02-5-03-502 PAYROLL TAX	18,000.00	1,263.64	6,901.06	38.34	11,098.94
02-5-03-503 GROUP INSURANCE	73,000.00	7,185.97	35,564.88	48.72	37,435.12
02-5-03-504 PENSION EXPENSE	135,000.00	21,303.32	115,630.81	85.65	19,369.19
02-5-03-510 TRAVEL & TRAINING EXPENSE	8,000.00	0.00	0.00	0.00	8,000.00
02-5-03-515 SAFETY SUPPLIES	1,500.00	750.56	818.91	54.59	681.09
02-5-03-580 UNIFORM EXPENSE	9,000.00	0.00	897.02	9.97	8,102.98
02-5-03-601 MATERIALS AND SUPPLIES	50,000.00	1,485.17	4,055.86	8.11	45,944.14
02-5-03-610 TELEPHONE	10,000.00	488.03	1,464.47	14.64	8,535.53
02-5-03-619 BUILDING EXPENSE	24,000.00	1,390.09	4,655.34	19.40	19,344.66
02-5-03-620 UTILITIES	20,000.00	1,042.61	7,961.57	39.81	12,038.43
02-5-03-630 INSURANCE	50,000.00	0.00	40,161.50	80.32	9,838.50
02-5-03-640 DUES, MBRSHPS & SUBSCRIPTIONS	1,500.00	0.00	364.66	24.31	1,135.34
02-5-03-648 IMMUNIZATIONS & PHYSICALS	2,500.00	0.00	494.26	19.77	2,005.74
02-5-03-650 REPAIRS & MAINTENANCE - VEH &	25,000.00	4,446.80	5,742.17	22.97	19,257.83
02-5-03-651 OPERATING EXPENSES - VEHICLES	22,000.00	2,931.45	6,986.73	31.76	15,013.27
02-5-03-686 EQUIPMENT RENTAL	14,000.00	591.36	2,285.29	16.32	11,714.71
02-5-03-700 EQUIPMENT PURCHASES	0.00	0.00	5,073.58	0.00	(5,073.58)
02-5-03-890 GRANT EXPENSE	0.00	54,927.80	54,927.80	0.00	(54,927.80)
TOTAL FIRE DEPT	1,513,076.00	195,069.55	780,103.49	51.56	732,972.51
<u>PARKS & RECREATION DEPT</u>					
02-5-04-400 SALARIES	459,000.00	47,855.27	200,090.24	43.59	258,909.76
02-5-04-435 SUMMER WORKERS	17,500.00	0.00	0.00	0.00	17,500.00
02-5-04-455 TEMP SERVICE WAGES	27,300.00	0.00	0.00	0.00	27,300.00
02-5-04-502 PAYROLL TAX	36,720.00	2,584.74	14,667.67	39.94	22,052.33
02-5-04-503 GROUP INSURANCE	55,000.00	5,051.82	23,629.25	42.96	31,370.75
02-5-04-504 PENSION EXPENSE	5,000.00	721.72	3,958.95	79.18	1,041.05
02-5-04-510 TRAVEL & TRAINING EXPENSE	2,000.00	350.00	350.00	17.50	1,650.00
02-5-04-515 SAFETY SUPPLIES	3,000.00	128.52	458.94	15.30	2,541.06
02-5-04-601 MATERIALS AND SUPPLIES	88,000.00	7,225.46	19,283.24	21.91	68,716.76
02-5-04-610 TELEPHONE	6,000.00	0.00	393.06	6.55	5,606.94
02-5-04-619 BUILDING EXPENSE	25,000.00	0.00	8,166.77	32.67	16,833.23
02-5-04-620 UTILITIES	35,000.00	1,798.92	15,504.31	44.30	19,495.69
02-5-04-630 INSURANCE	7,500.00	0.00	11,541.06	153.88	(4,041.06)
02-5-04-640 DUES, MBRSHPS & SUBSCRIPTIONS	2,000.00	0.00	254.83	12.74	1,745.17
02-5-04-645 ADV, PROMOTIONS & DONATIONS	19,020.00	0.00	0.00	0.00	19,020.00
02-5-04-647 LICENSES	2,000.00	0.00	0.00	0.00	2,000.00
02-5-04-648 IMMUNIZATIONS & PHYSICALS	500.00	0.00	32.00	6.40	468.00
02-5-04-650 REPAIRS & MAINTENANCE - VEH &	13,000.00	444.22	3,506.75	26.98	9,493.25

CITY OF OSCEOLA
 REVENUE & EXPENSE REPORT (UNAUDITED)
 AS OF: MAY 31ST, 2026

02 -CITY GENERAL FUND

41.67% OF FISCAL YEAR

DEPARTMENTAL EXPENDITURES	CURRENT BUDGET	CURRENT PERIOD	YEAR TO DATE ACTUAL	% OF BUDGET	BUDGET BALANCE
02-5-04-651 OPERATING EXPENSES - VEHICLES	7,500.00	2,480.25	5,966.45	79.55	1,533.55
02-5-04-700 EQUIPMENT PURCHASES	75,000.00	0.00	11,911.98	15.88	63,088.02
02-5-04-725 ATHLETIC EQUIPMENT	55,000.00	21,411.60	30,180.48	54.87	24,819.52
02-5-04-895 CAPITAL LEASE PAYMENTS	40,000.00	0.00	9,822.38	24.56	30,177.62
02-5-04-899 MISCELLANEOUS	0.00	0.00	2,100.00	0.00	(2,100.00)
TOTAL PARKS & RECREATION DEPT	981,040.00	90,052.52	361,818.36	36.88	619,221.64
<u>MUNICIPAL COURT</u>					
02-5-05-403 OTHER ADM. SALARIES	0.00	2,472.00	13,065.60	0.00	(13,065.60)
02-5-05-421 JUDGE'S SALARY	30,000.00	0.00	0.00	0.00	30,000.00
02-5-05-422 CLERK'S SALARY	120,000.00	7,060.98	36,519.45	30.43	83,480.55
02-5-05-502 PAYROLL TAX	11,600.00	672.22	3,687.06	31.79	7,912.94
02-5-05-503 GROUP INSURANCE	18,000.00	1,478.09	7,318.99	40.66	10,681.01
02-5-05-504 PENSION EXPENSE	7,000.00	841.56	4,754.58	67.92	2,245.42
02-5-05-510 TRAVEL & TRAINING EXPENSE	2,500.00	1,665.48	1,665.48	66.62	834.52
02-5-05-601 MATERIALS AND SUPPLIES	5,000.00	0.00	202.25	4.05	4,797.75
02-5-05-619 BUILDING EXPENSE	0.00	0.00	59.33	0.00	(59.33)
02-5-05-640 DUES, MBRSHPS & SUBSCRIPTIONS	500.00	0.00	225.00	45.00	275.00
02-5-05-899 MISCELLANEOUS	(62,500.00)	0.00	(13,497.01)	21.60	(49,002.99)
TOTAL MUNICIPAL COURT	132,100.00	14,190.33	54,000.73	40.88	78,099.27
<u>JAIL DEPARTMENT</u>					
02-5-11-400 SALARIES	313,519.00	24,261.83	140,704.91	44.88	172,814.09
02-5-11-455 TEMP SERVICE WAGES	50,000.00	0.00	40,659.56	81.32	9,340.44
02-5-11-502 PAYROLL TAX	25,081.00	1,789.53	10,742.01	42.83	14,338.99
02-5-11-503 GROUP INSURANCE	63,000.00	6,673.26	31,193.23	49.51	31,806.77
02-5-11-504 PENSION EXPENSE	1,250.00	340.02	3,375.66	270.05	(2,125.66)
02-5-11-510 TRAVEL & TRAINING EXPENSE	5,000.00	0.00	0.00	0.00	5,000.00
02-5-11-580 UNIFORM EXPENSE	5,000.00	0.00	84.63	1.69	4,915.37
02-5-11-601 MATERIALS AND SUPPLIES	30,000.00	1,214.11	6,070.73	20.24	23,929.27
02-5-11-619 BUILDING EXPENSE	50,000.00	1,472.98	5,446.86	10.89	44,553.14
02-5-11-620 UTILITIES	20,800.00	1,350.89	8,476.59	40.75	12,323.41
02-5-11-630 INSURANCE	200.00	0.00	366.00	183.00	(166.00)
02-5-11-648 IMMUNIZATIONS & PHYSICALS	1,000.00	0.00	1,416.00	141.60	(416.00)
02-5-11-650 REPAIRS & MAINTENANCE - VEH &	0.00	84.91	84.91	0.00	(84.91)
02-5-11-655 JAIL MAINTENANCE FUND	35,000.00	10,568.06	22,335.56	63.82	12,664.44
02-5-11-656 JAIL FOOD EXPENSE	135,000.00	109.52	26,397.86	19.55	108,602.14
02-5-11-659 INMATE MEDICAL	250.00	321.52	2,601.83	1,040.73	(2,351.83)
02-5-11-686 EQUIPMENT RENTAL	0.00	0.00	151.55	0.00	(151.55)
02-5-11-700 EQUIPMENT PURCHASES	0.00	1,334.23	2,735.75	0.00	(2,735.75)
TOTAL JAIL DEPARTMENT	735,100.00	49,520.86	302,843.64	41.20	432,256.36
<u>CODE ENFORCEMENT</u>					
02-5-17-400 SALARIES	100,000.00	9,588.20	38,971.51	38.97	61,028.49
02-5-17-502 PAYROLL TAX	8,000.00	569.19	2,975.24	37.19	5,024.76
02-5-17-503 GROUP INSURANCE	6,000.00	746.59	3,731.05	62.18	2,268.95
02-5-17-510 TRAVEL & TRAINING EXPENSE	2,500.00	54.44	54.44	2.18	2,445.56
02-5-17-580 UNIFORM EXPENSE	0.00	0.00	131.40	0.00	(131.40)
02-5-17-601 MATERIALS AND SUPPLIES	20,000.00	2,467.77	2,844.40	14.22	17,155.60
02-5-17-610 TELEPHONE	0.00	0.00	393.06	0.00	(393.06)

CITY OF OSCEOLA
 REVENUE & EXPENSE REPORT (UNAUDITED)
 AS OF: MAY 31ST, 2026

02 -CITY GENERAL FUND

41.67% OF FISCAL YEAR

DEPARTMENTAL EXPENDITURES	CURRENT BUDGET	CURRENT PERIOD	YEAR TO DATE ACTUAL	% OF BUDGET	BUDGET BALANCE
02-5-17-647 LICENSES	200.00	0.00	0.00	0.00	200.00
02-5-17-650 REPAIRS & MAINTENANCE - VEH &	1,000.00	0.00	311.77	31.18	688.23
02-5-17-651 OPERATING EXPENSES- VEHICLES	5,000.00	552.98	1,315.83	26.32	3,684.17
02-5-17-700 EQUIPMENT PURCHASES	10,000.00	0.00	0.00	0.00	10,000.00
TOTAL CODE ENFORCEMENT	152,700.00	13,979.17	50,728.70	33.22	101,971.30
GOLF COURSE FUND					
02-5-18-400 SALARIES	198,000.00	23,052.22	89,419.73	45.16	108,580.27
02-5-18-455 TEMP SERVICE WAGES	50,000.00	0.00	18,692.80	37.39	31,307.20
02-5-18-502 PAYROLL TAX	15,840.00	1,117.88	6,763.40	42.70	9,076.60
02-5-18-503 GROUP INSURANCE	12,000.00	1,115.77	5,568.72	46.41	6,431.28
02-5-18-504 PENSION EXPENSE	3,270.00	426.70	2,340.63	71.58	929.37
02-5-18-515 SAFETY SUPPLIES	1,000.00	0.00	188.26	18.83	811.74
02-5-18-580 UNIFORM EXPENSE	2,000.00	0.00	0.00	0.00	2,000.00
02-5-18-601 MATERIALS AND SUPPLIES	35,000.00	1,397.54	3,713.00	10.61	31,287.00
02-5-18-610 TELEPHONE	2,500.00	86.11	593.34	23.73	1,906.66
02-5-18-612 COST OF GOODS - PRO SHOP	25,000.00	0.00	4,699.58	18.80	20,300.42
02-5-18-619 BUILDING EXPENSE	0.00	275.04	2,236.99	0.00 (2,236.99)
02-5-18-620 UTILITIES	5,700.00	485.37	2,898.58	50.85	2,801.42
02-5-18-630 INSURANCE	3,500.00	0.00	6,377.42	182.21 (2,877.42)
02-5-18-640 DUES, MBRSHPS & SUBSCRIPTIONS	0.00	0.00	254.83	0.00 (254.83)
02-5-18-650 REPAIRS & MAINTENANCE - VEH &	15,000.00	0.00	3,709.30	24.73	11,290.70
02-5-18-651 OPERATING EXPENSES - VEHICLES	10,000.00	2,324.35	2,463.94	24.64	7,536.06
02-5-18-686 EQUIPMENT RENTAL	500.00	0.00	0.00	0.00	500.00
02-5-18-895 CAPITAL LEASE PAYMENTS	70,000.00	0.00	12,011.06	17.16	57,988.94
TOTAL GOLF COURSE FUND	449,310.00	30,280.98	161,931.58	36.04	287,378.42
HUMANE SHELTER FUND					
02-5-19-400 SALARIES	100,000.00	7,768.80	33,304.66	33.30	66,695.34
02-5-19-455 TEMP SERVICE WAGES	25,000.00	0.00	14,357.07	57.43	10,642.93
02-5-19-502 PAYROLL TAX	8,000.00	435.15	2,512.57	31.41	5,487.43
02-5-19-503 GROUP INSURANCE	6,000.00	527.81	2,574.60	42.91	3,425.40
02-5-19-504 PENSION EXPENSE	1,500.00	119.80	658.61	43.91	841.39
02-5-19-510 TRAVEL & TRAINING EXPENSE	1,000.00	0.00	0.00	0.00	1,000.00
02-5-19-515 SAFETY SUPPLIES	500.00	0.00	0.00	0.00	500.00
02-5-19-580 UNIFORM EXPENSE	1,000.00	0.00	61.05	6.11	938.95
02-5-19-601 MATERIALS AND SUPPLIES	30,000.00	3,474.83	10,704.79	35.68	19,295.21
02-5-19-610 TELEPHONE	1,000.00	0.00	196.53	19.65	803.47
02-5-19-611 VET BILLS	3,000.00	0.00	1,949.00	64.97	1,051.00
02-5-19-619 BUILDING EXPENSE	50,000.00	0.00	2,598.00	5.20	47,402.00
02-5-19-620 UTILITIES	3,600.00	265.73	1,418.88	39.41	2,181.12
02-5-19-630 INSURANCE	1,600.00	0.00	1,518.50	94.91	81.50
02-5-19-640 DUES, MBRSHPS & SUBSCRIPTIONS	500.00	0.00	164.83	32.97	335.17
02-5-19-648 IMMUNIZATIONS & PHYSICALS	250.00	0.00	0.00	0.00	250.00
02-5-19-650 REPAIRS & MAINTENANCE - VEH &	500.00	0.00	47.93	9.59	452.07
02-5-19-651 OPERATING EXPENSES - VEHICLES	2,500.00	485.21	727.24	29.09	1,772.76
02-5-19-700 EQUIPMENT PURCHASES	2,000.00	0.00	0.00	0.00	2,000.00
TOTAL HUMANE SHELTER FUND	237,950.00	13,077.33	72,794.26	30.59	165,155.74

CITY OF OSCEOLA
 REVENUE & EXPENSE REPORT (UNAUDITED)
 AS OF: MAY 31ST, 2026

02 -CITY GENERAL FUND

41.67% OF FISCAL YEAR

DEPARTMENTAL EXPENDITURES	CURRENT BUDGET	CURRENT PERIOD	YEAR TO DATE ACTUAL	% OF BUDGET	BUDGET BALANCE
<hr/>					
AQUATIC CENTER					
02-5-20-400 SALARIES	0.00	1,250.00	1,250.00	0.00 (1,250.00)
02-5-20-502 PAYROLL TAX	0.00	95.63	95.63	0.00 (95.63)
02-5-20-601 MATERIALS AND SUPPLIES	0.00	9,405.20	9,405.20	0.00 (9,405.20)
TOTAL AQUATIC CENTER	0.00	10,750.83	10,750.83	0.00 (10,750.83)
<hr/>					
TOTAL EXPENDITURES	8,845,921.00	756,177.17	3,736,391.51	42.24	5,109,529.49
<hr/>					
REVENUES OVER/(UNDER) EXPENDITURES	(547,040.00)	(224,317.38)	(1,451,307.46)		904,267.46

CITY OF OSCEOLA
BALANCE SHEET
AS OF: MAY 31ST, 2026

05 -AIRPORT FUND

ACCOUNT #	ACCOUNT DESCRIPTION	BALANCE	
ASSETS			
=====			
05-101	REGIONS-AIRPORT OPERATING (680)	2,770.63	
05-105	BANCORP-AIRPORT GRANT (6248)	85,040.13	
05-130	DUE TO/FROM OTHER FUNDS	(26,608.31)	
			<u>61,202.45</u>
TOTAL ASSETS			<u>61,202.45</u>
			=====
LIABILITIES			
=====			
EQUITY			
=====			
05-291	BEGINNING FUND BALANCE	9,798.88	
	TOTAL BEGINNING EQUITY	9,798.88	
TOTAL REVENUE		68,068.65	
TOTAL EXPENSES		16,665.08	
TOTAL REVENUE OVER/(UNDER) EXPENSES		51,403.57	
TOTAL EQUITY & REV. OVER/(UNDER) EXP.			<u>61,202.45</u>
TOTAL LIABILITIES, EQUITY & REV.OVER/(UNDER) EXP.			<u>61,202.45</u>
			=====

CITY OF OSCEOLA
 REVENUE & EXPENSE REPORT (UNAUDITED)
 AS OF: MAY 31ST, 2026

05 -AIRPORT FUND
 FINANCIAL SUMMARY

41.67% OF FISCAL YEAR

	CURRENT BUDGET	CURRENT PERIOD	YEAR TO DATE ACTUAL	% OF BUDGET	BUDGET BALANCE
<u>REVENUE SUMMARY</u>					
AIRPORT	0.00	65,558.33	68,068.65	0.00	(68,068.65)
TOTAL REVENUES	0.00	65,558.33	68,068.65	0.00	(68,068.65)
<u>EXPENDITURE SUMMARY</u>					
AIRPORT	0.00	72.70	16,665.08	0.00	(16,665.08)
TOTAL EXPENDITURES	0.00	72.70	16,665.08	0.00	(16,665.08)
REVENUES OVER/(UNDER) EXPENDITURES	0.00	65,485.63	51,403.57		(51,403.57)

CITY OF OSCEOLA
 REVENUE & EXPENSE REPORT (UNAUDITED)
 AS OF: MAY 31ST, 2026

05 -AIRPORT FUND

41.67% OF FISCAL YEAR

REVENUES	CURRENT BUDGET	CURRENT PERIOD	YEAR TO DATE ACTUAL	% OF BUDGET	BUDGET BALANCE
<u>AIRPORT</u>					
05-4-09-390 INTEREST INCOME	0.00	5.45	15.77	0.00 (15.77)
05-4-09-391 RENTAL INCOME	0.00	0.00	2,500.00	0.00 (2,500.00)
05-4-09-396 GRANT INCOME	0.00	65,552.88	65,552.88	0.00 (65,552.88)
TOTAL AIRPORT	0.00	65,558.33	68,068.65	0.00 (68,068.65)
<hr/>					
TOTAL REVENUES	0.00	65,558.33	68,068.65	0.00 (68,068.65)
	=====	=====	=====	=====	=====

CITY OF OSCEOLA
 REVENUE & EXPENSE REPORT (UNAUDITED)
 AS OF: MAY 31ST, 2026

05 -AIRPORT FUND

41.67% OF FISCAL YEAR

DEPARTMENTAL EXPENDITURES	CURRENT BUDGET	CURRENT PERIOD	YEAR TO DATE ACTUAL	% OF BUDGET	BUDGET BALANCE
<u>AIRPORT</u>					
05-5-09-601 MATERIALS AND SUPPLIES	0.00	0.00	467.86	0.00 (467.86)
05-5-09-620 UTILITIES	0.00	72.70	330.94	0.00 (330.94)
05-5-09-890 GRANT EXPENSE	0.00	0.00	15,866.28	0.00 (15,866.28)
TOTAL AIRPORT	0.00	72.70	16,665.08	0.00 (16,665.08)
<hr/>					
TOTAL EXPENDITURES	0.00	72.70	16,665.08	0.00 (16,665.08)
<hr/>					
REVENUES OVER/(UNDER) EXPENDITURES	0.00	65,485.63	51,403.57	(51,403.57)

03 -STREET FUND

ACCOUNT #	ACCOUNT DESCRIPTION	BALANCE
ASSETS		
=====		
03-115	CADENCE-STREET FUND(0449)	20,092.80
03-130	DUE TO/FROM OTHER FUNDS	(527,093.44)
		(507,000.64)
	TOTAL ASSETS	(507,000.64)
		=====
LIABILITIES		
=====		
EQUITY		
=====		
03-291	BEGINNING FUND BALANCE	(344,703.73)
	TOTAL BEGINNING EQUITY	(344,703.73)
	TOTAL REVENUE	239,764.06
	TOTAL EXPENSES	402,060.97
	TOTAL REVENUE OVER/(UNDER) EXPENSES	(162,296.91)
	TOTAL EQUITY & REV. OVER/(UNDER) EXP.	(507,000.64)
	TOTAL LIABILITIES, EQUITY & REV.OVER/(UNDER) EXP.	(507,000.64)
		=====

CITY OF OSCEOLA
 REVENUE & EXPENSE REPORT (UNAUDITED)
 AS OF: MAY 31ST, 2026

03 -STREET FUND
 FINANCIAL SUMMARY

41.67% OF FISCAL YEAR

	CURRENT BUDGET	CURRENT PERIOD	YEAR TO DATE ACTUAL	% OF BUDGET	BUDGET BALANCE
<u>REVENUE SUMMARY</u>					
STREET DEPT	<u>769,830.00</u>	<u>56,064.10</u>	<u>239,764.06</u>	<u>31.15</u>	<u>530,065.94</u>
TOTAL REVENUES	<u>769,830.00</u>	<u>56,064.10</u>	<u>239,764.06</u>	<u>31.15</u>	<u>530,065.94</u>
<u>EXPENDITURE SUMMARY</u>					
STREET DEPT	<u>1,236,722.00</u>	<u>61,197.08</u>	<u>402,060.97</u>	<u>32.51</u>	<u>834,661.03</u>
TOTAL EXPENDITURES	<u>1,236,722.00</u>	<u>61,197.08</u>	<u>402,060.97</u>	<u>32.51</u>	<u>834,661.03</u>
REVENUES OVER/(UNDER) EXPENDITURES	(466,892.00)	(5,132.98)	(162,296.91)		(304,595.09)

CITY OF OSCEOLA
 REVENUE & EXPENSE REPORT (UNAUDITED)
 AS OF: MAY 31ST, 2026

03 -STREET FUND

41.67% OF FISCAL YEAR

REVENUES	CURRENT BUDGET	CURRENT PERIOD	YEAR TO DATE ACTUAL	% OF BUDGET	BUDGET BALANCE
<u>STREET DEPT</u>					
03-4-06-314 GENERAL REVENUE (STATE OF ARK)	600,000.00	0.00 (207.60)	0.03-	600,207.60
03-4-06-322 DEBRIS REMOVAL	5,000.00	0.00	200.00	4.00	4,800.00
03-4-06-385 SALE OF ASSETS/EQUIPMENT	0.00	600.00	600.00	0.00 (600.00)
03-4-06-386 STREET REVENUE TURNBACK	0.00	53,390.96	237,086.38	0.00 (237,086.38)
03-4-06-387 MILLAGE TAX ALLOCATION	164,580.00	0.00	0.00	0.00	164,580.00
03-4-06-390 INTEREST INCOME	250.00	3.45	15.59	6.24	234.41
03-4-06-395 MISCELLANEOUS	0.00	2,069.69	2,069.69	0.00 (2,069.69)
TOTAL STREET DEPT	769,830.00	56,064.10	239,764.06	31.15	530,065.94
<hr/>					
TOTAL REVENUES	769,830.00	56,064.10	239,764.06	31.15	530,065.94

CITY OF OSCEOLA
 REVENUE & EXPENSE REPORT (UNAUDITED)
 AS OF: MAY 31ST, 2026

03 -STREET FUND

41.67% OF FISCAL YEAR

DEPARTMENTAL EXPENDITURES	CURRENT BUDGET	CURRENT PERIOD	YEAR TO DATE ACTUAL	% OF BUDGET	BUDGET BALANCE
STREET DEPT					
03-5-06-441 WAGES-STREET EMPLOYEES	400,000.00	38,277.42	188,853.63	47.21	211,146.37
03-5-06-455 TEMP SERVICES WAGES	80,000.00	0.00	75,747.33	94.68	4,252.67
03-5-06-502 PAYROLL TAX	32,000.00	2,144.15	14,074.36	43.98	17,925.64
03-5-06-503 GROUP INSURANCE	55,000.00	6,315.07	25,689.59	46.71	29,310.41
03-5-06-504 PENSION EXPENSE	7,500.00	428.36	2,349.74	31.33	5,150.26
03-5-06-510 TRAVEL & TRAINING EXPENSE	2,000.00	0.00	416.35	20.82	1,583.65
03-5-06-515 SAFETY SUPPLIES	2,000.00	25.00	1,117.74	55.89	882.26
03-5-06-580 UNIFORM EXPENSE	5,000.00 (24.00)	4,042.03	80.84	957.97
03-5-06-601 MATERIALS AND SUPPLIES	22,000.00	699.26	10,188.98	46.31	11,811.02
03-5-06-610 TELEPHONE	7,000.00	0.00	812.57	11.61	6,187.43
03-5-06-619 BUILDING EXPENSE	10,000.00	0.00	1,914.13	19.14	8,085.87
03-5-06-620 UTILITIES	5,000.00	748.72	5,028.82	100.58 (28.82)
03-5-06-630 INSURANCE	20,000.00	0.00	16,421.15	82.11	3,578.85
03-5-06-640 DUES, MBRSHPS & SUBSCRIPTIONS	250.00	0.00	260.17	104.07 (10.17)
03-5-06-648 IMMUNIZATIONS & PHYSICALS	1,000.00	0.00	0.00	0.00	1,000.00
03-5-06-650 REPAIRS & MAINTENANCE - VEH &	60,000.00	1,458.60	16,983.23	28.31	43,016.77
03-5-06-651 OPERATING EXPENSES - VEHICLES	60,000.00	11,124.50	23,767.61	39.61	36,232.39
03-5-06-700 EQUIPMENT PURCHASES	20,000.00	0.00	0.00	0.00	20,000.00
03-5-06-750 ASPHALT	2,500.00	0.00	0.00	0.00	2,500.00
03-5-06-751 GRAVEL	1,000.00	0.00	0.00	0.00	1,000.00
03-5-06-752 CULVERTS & DRAINS, ETC.	10,000.00	0.00	0.00	0.00	10,000.00
03-5-06-753 STREET-REPAIR CONTRACT	300,000.00	0.00 (951.89)	0.32-	300,951.89
03-5-06-755 STREET PAINTING	500.00	0.00	0.00	0.00	500.00
03-5-06-756 SIGNS	20,000.00	0.00	500.17	2.50	19,499.83
03-5-06-840 DUMPING-DISPOSAL	65,000.00	0.00	8,713.51	13.41	56,286.49
03-5-06-895 CAPITAL LEASE PAYMENTS	48,972.00	0.00	0.00	0.00	48,972.00
03-5-06-899 MISCELLANEOUS	0.00	0.00	6,131.75	0.00 (6,131.75)
TOTAL STREET DEPT	1,236,722.00	61,197.08	402,060.97	32.51	834,661.03
<hr/>					
TOTAL EXPENDITURES	1,236,722.00	61,197.08	402,060.97	32.51	834,661.03
<hr/>					
REVENUES OVER/(UNDER) EXPENDITURES	(466,892.00) (5,132.98) (162,296.91)		(304,595.09)

04 -SANITATION FUND

ACCOUNT #	ACCOUNT DESCRIPTION	BALANCE	
ASSETS			
=====			
04-115	CADENCE-SANITATION FUND(9951)	4,664.96	
04-130	DUE TO/FROM OTHER FUNDS	(86,154.60)	
04-185	TOOLS AND EQUIPMENT	2,316,265.19	
04-188	LAND PLANT SITE	47,257.70	
04-189	AUTO & TRUCKS	461,896.68	
04-193	WASTE TO ENERGY FACILITY	1,444,544.38	
04-194	RESERVE FOR DEPR WASTE FACILIT	(3,276,101.51)	
			<u>912,372.80</u>
	TOTAL ASSETS		912,372.80
			=====
LIABILITIES			
=====			
04-257	N/P - CADENCE EQUIP FINANCE	<u>279,955.71</u>	
	TOTAL LIABILITIES		<u>279,955.71</u>
EQUITY			
=====			
04-290	RETAINED EARNINGS	<u>631,587.48</u>	
	TOTAL BEGINNING EQUITY	631,587.48	
	TOTAL REVENUE	403,639.93	
	TOTAL EXPENSES	<u>402,810.32</u>	
	TOTAL REVENUE OVER/(UNDER) EXPENSES	829.61	
	TOTAL EQUITY & REV. OVER/(UNDER) EXP.		<u>632,417.09</u>
	TOTAL LIABILITIES, EQUITY & REV.OVER/(UNDER) EXP.		912,372.80
			=====

CITY OF OSCEOLA
 REVENUE & EXPENSE REPORT (UNAUDITED)
 AS OF: MAY 31ST, 2026

04 -SANITATION FUND
 FINANCIAL SUMMARY

41.67% OF FISCAL YEAR

	CURRENT BUDGET	CURRENT PERIOD	YEAR TO DATE ACTUAL	% OF BUDGET	BUDGET BALANCE
<u>REVENUE SUMMARY</u>					
SANITATION	900,050.00	71,313.37	357,507.52	39.72	542,542.48
PEST CONTROL FUND	115,000.00	9,158.33	46,132.41	40.12	68,867.59
TOTAL REVENUES	1,015,050.00	80,471.70	403,639.93	39.77	611,410.07
<u>EXPENDITURE SUMMARY</u>					
SANITATION	1,015,700.00	58,134.85	394,816.73	38.87	620,883.27
COMPOSTING DEPT	1,500.00	0.00	0.00	0.00	1,500.00
PEST CONTROL FUND	90,500.00	0.00	7,993.59	8.83	82,506.41
TOTAL EXPENDITURES	1,107,700.00	58,134.85	402,810.32	36.36	704,889.68
REVENUES OVER/(UNDER) EXPENDITURES	(92,650.00)	22,336.85	829.61		(93,479.61)

CITY OF OSCEOLA
 REVENUE & EXPENSE REPORT (UNAUDITED)
 AS OF: MAY 31ST, 2026

04 -SANITATION FUND

41.67% OF FISCAL YEAR

REVENUES	CURRENT BUDGET	CURRENT PERIOD	YEAR TO DATE ACTUAL	% OF BUDGET	BUDGET BALANCE
<hr/>					
<u>SANITATION</u>					
04-4-07-300 SALES	900,000.00	71,312.87	357,499.85	39.72	542,500.15
04-4-07-390 INTEREST INCOME	50.00	0.50	7.67	15.34	42.33
TOTAL SANITATION	<u>900,050.00</u>	<u>71,313.37</u>	<u>357,507.52</u>	<u>39.72</u>	<u>542,542.48</u>
<hr/>					
<u>COMPOSTING DEPT</u>					
<hr/>					
<u>PEST CONTROL FUND</u>					
04-4-20-300 SALES	115,000.00	9,158.33	46,132.41	40.12	68,867.59
TOTAL PEST CONTROL FUND	<u>115,000.00</u>	<u>9,158.33</u>	<u>46,132.41</u>	<u>40.12</u>	<u>68,867.59</u>
<hr/>					
TOTAL REVENUES	<u>1,015,050.00</u>	<u>80,471.70</u>	<u>403,639.93</u>	<u>39.77</u>	<u>611,410.07</u>

CITY OF OSCEOLA
 REVENUE & EXPENSE REPORT (UNAUDITED)
 AS OF: MAY 31ST, 2026

04 -SANITATION FUND

41.67% OF FISCAL YEAR

DEPARTMENTAL EXPENDITURES	CURRENT BUDGET	CURRENT PERIOD	YEAR TO DATE ACTUAL	% OF BUDGET	BUDGET BALANCE
SANITATION					
04-5-07-451 WAGES-GARBAGE COLLECTIONS	390,000.00	33,261.58	140,937.22	36.14	249,062.78
04-5-07-455 TEMP SERVICE WAGES	80,000.00	0.00	58,027.43	72.53	21,972.57
04-5-07-502 PAYROLL TAX	31,200.00	1,850.65	10,510.61	33.69	20,689.39
04-5-07-503 GROUP INSURANCE	40,000.00	4,438.36	20,180.69	50.45	19,819.31
04-5-07-504 PENSION EXPENSE	10,500.00	777.34	4,382.24	41.74	6,117.76
04-5-07-510 TRAVEL & TRAINING EXPENSE	1,500.00	0.00	0.00	0.00	1,500.00
04-5-07-515 SAFETY SUPPLIES	5,000.00	0.00	25.00	0.50	4,975.00
04-5-07-580 UNIFORM EXPENSE	5,000.00 (36.00)	3,388.67	67.77	1,611.33
04-5-07-601 MATERIALS AND SUPPLIES	22,000.00	171.67	948.89	4.31	21,051.11
04-5-07-610 TELEPHONE	4,500.00	0.00	0.00	0.00	4,500.00
04-5-07-619 BUILDING EXPENSE	4,000.00	0.00	2,269.72	56.74	1,730.28
04-5-07-620 UTILITIES	2,500.00	679.61	1,358.21	54.33	1,141.79
04-5-07-630 INSURANCE	32,000.00	0.00	26,900.85	84.07	5,099.15
04-5-07-642 GARBAGE BAGS	28,000.00 (430.00) (2,060.00)	7.36-	30,060.00
04-5-07-647 LICENSES	1,000.00	0.00	0.00	0.00	1,000.00
04-5-07-648 IMMUNIZATIONS & PHYSICALS	500.00	0.00	0.00	0.00	500.00
04-5-07-650 REPAIRS & MAINTENANCE - VEH &	60,000.00	0.00	19,791.99	32.99	40,208.01
04-5-07-651 OPERATING EXPENSES - VEHICLES	60,000.00	6,921.64	14,000.92	23.33	45,999.08
04-5-07-764 DEPRECIATION EXPENSE	126,000.00	10,500.00	52,500.00	41.67	73,500.00
04-5-07-840 DUMPING-DISPOSAL	102,000.00	0.00	41,654.29	40.84	60,345.71
04-5-07-886 INTEREST EXPENSE	10,000.00	0.00	0.00	0.00	10,000.00
TOTAL SANITATION	1,015,700.00	58,134.85	394,816.73	38.87	620,883.27
COMPOSTING DEPT					
04-5-10-601 MATERIALS AND SUPPLIES	250.00	0.00	0.00	0.00	250.00
04-5-10-650 REPAIRS & MAINTENANCE - VEH &	1,000.00	0.00	0.00	0.00	1,000.00
04-5-10-651 OPERATING EXPENSES - VEHICLES	250.00	0.00	0.00	0.00	250.00
TOTAL COMPOSTING DEPT	1,500.00	0.00	0.00	0.00	1,500.00
PEST CONTROL FUND					
04-5-20-601 MATERIALS AND SUPPLIES	500.00	0.00	0.00	0.00	500.00
04-5-20-602 CHEMICALS AND SUPPLIES	90,000.00	0.00	7,993.59	8.88	82,006.41
TOTAL PEST CONTROL FUND	90,500.00	0.00	7,993.59	8.83	82,506.41
TOTAL EXPENDITURES	1,107,700.00	58,134.85	402,810.32	36.36	704,889.68
REVENUES OVER/(UNDER) EXPENDITURES	(92,650.00)	22,336.85	829.61	(93,479.61)	

2026 MAY
Osceola Light & Power Report

Performed line maintenance through out the system this also included cutting trees.
Performed meter reading.
Performed disconnects for non payment.
Install New AMI Electric Meters.

Electric Work Orders

Poles Installed	4
Poles Removed	3
Transformers Installed	5
Transformers Replaced	4
Services Installed	4
Services Removed	2
Service Repaired	6
Street Lights Installed	8
Street Lights Removed	2
Street Lights Repaired	24
Line Locates	31
Metering Repair	2
Traffic Light Repair	3

Meter Service Orders

Connects	58
Disconnects	64
Meter Changes	7
Occupant Change	24
Reinstate	132
Service Changes	1
Misc.	0
Meter Info.	0
Re-Reads	1
<u>Check for Leaks</u>	<u>8</u>

Total Meter Service Orders 295

**OSCEOLA WATER & SEWER
MONTHLY REPORT
May, 2026**

Water Taps	0
Water Leaks	17
Fire Hydrants Repaired/Replaced	0
First Time Water Meters	0
Water Meters Replaced	7
Water Lines Installed	0
Pumps Repaired	2
Sewer Taps	0
Manholes Repaired	0
Sewer Lines Repaired	2
Sewers Unstopped	2
Sewer Lines Installed	16

Tim Jones, Superintendent
Water & Wastewater Distribution

OSCEOLA POLICE DEPARTMENT

Monthly Report for

May-26

**William Skaggs
Chief of Police**

T/P \$ 19,505.36
 Bonds \$ 11,756.00
 \$ 31,261.36

5/1/2026 - 5/31/2026
 6380
 \$ 26,379.98

TP & BONDS SUMMARY:

MCSO	\$ 1,704.31
JMF	\$ 2,584.25
FINE	\$ 11,278.78
CITY ORD	\$ 175.00
CRIMINAL	\$ 840.00
DWI	\$ 82.50
Domestic Violence Shelter fund	\$ -
Drug Fees	\$ 591.00
Misdemeanor Drug Cost	\$ 115.00
Seat Belt	\$ -
Safety Enhancement Fee	\$ 222.50
TRAFFIC	\$ 5,069.00
Finance Charge	\$ 7,441.52
Public Defender Fee	
CK to District Court Automation Fund	\$ (1,860.38)
Ck to Court for Drug Fees	\$ (706.00)
Technology Fee	\$ (1,157.50)
TOTALS	<u>\$ 26,379.98</u>

OSCEOLA POLICE DEPARTMENT
BONDS & FINES ACCOUNT
May

Register Ending Balance	\$	17,820.00	
Bonds Payable	\$	1,290.00	
General	\$	11.68	
Bond Refund			
Checkbook Balance		<hr/>	\$ 17,820.00

**OSCEOLA POLICE DEPARTMENT
GENERAL FUND INCOME
May**

<u>INCOME</u>	<u>April</u>	<u>Year to Date</u>
Automation Fund (paid to District Court)	\$ (1,860.38)	\$ (12,994.66)
Bail Bond Fees	\$ 120.00	\$ 920.00
Bonds Paid to OMC	\$ 11,756.00	\$ 41,411.00
Credit Card Fees	\$ -	\$ -
Drug Fees (paid to District Court)	\$ (591.00)	\$ (3,630.50)
Fines & Cost pd to OMC	\$ 19,505.36	\$ 133,250.90
Freedom of Information	\$ -	
Interest Earned	\$ 11.68	\$ 66.39
Miscellaneous	\$ -	\$ 2.00
Postage	\$ -	
Rebate		
Restitution to OPD	\$ -	\$ 200.00
SCC/Civil Services	\$ 50.00	\$ 50.00
Unclaimed Restitution		
Yard Sales	\$ 25.00	\$ 75.00
Technology Fees	\$ (1,157.50)	\$ (3,467.50)
 Sub-Total	 <u>27,859.16</u>	 <u>\$117,666.11</u>
 <u>DETENTION FACILITY INCOME:</u>		
Background Checks	\$ -	\$ 15.00
Fingerprints	\$ 30.00	\$ 120.00
Incident Reports	\$ 120.00	\$ 327.00
Jail Board		
Misc/Comm balances unclaimed		
Vin Inspection		
Work Release	\$ -	\$ -
 Sub-Total	 <u>\$150.00</u>	 <u>\$462.00</u>
 Grand Total	 <u>\$28,009.16</u>	 <u>\$117,981.11</u>

TP \$19,505.36
 BP \$11,756.00
\$31,261.36

05/01/2026 - 05/31/2026
 CK# 6380

	TOTAL	F&C	Bonds
MCO	\$1,704.31	\$864.31	\$840.00
DRUG FEE	\$591.00	\$441.00	\$150.00
DVSF	\$0.00	\$0.00	\$0.00
JMF	\$2,584.25	\$1,324.25	\$1,260.00
F	\$11,278.78	\$6,012.78	\$5,266.00
CO	\$175.00	\$25.00	\$150.00
CR	\$840.00	\$640.00	\$200.00
DW	\$82.50	\$82.50	\$0.00
MD	\$115.00	\$15.00	\$100.00
SB	\$0.00	\$0.00	\$0.00
SE	\$222.50	\$122.50	\$100.00
TR	\$5,069.00	\$2,144.00	\$2,925.00
TF	\$1,157.50	\$392.50	\$765.00
FC	\$7,441.52	\$7,441.52	\$0.00
	<u>\$31,261.36</u>	<u>\$19,505.36</u>	<u>\$11,756.00</u>

Beg Ckbk Bal \$17,808.32
 Tot TP/BP \$31,261.36
 Restitution \$0.00
 Gen Rec \$295.00
 Interest 11.68
 End Ckbk Bal \$17,820.00

Total Open Bonds Report
 \$1,290.00

	Citation	Motorist Assist	Warning	Warrant	Total
BURGLARY RESIDENTIAL	0	0	0	2	2
CARELESS AND PROHIBITED DRIVING	1	0	0	0	1
CITY OF OSCEOLA - DISORDERLY CONDUCT - LOUD MUSIC PROHIBITED	0	0	1	0	1
CITY OF OSCEOLA - INATTENTIVE DRIVING	8	0	0	0	8
CITY OF OSCEOLA - MINOR VIOLATES CURFEW	0	0	0	1	1
CONTEMPT OF COURT FOR FAILURE TO PAY FINES (FTP)	2	0	0	14	16
CRIMINAL MISCHIEF - 1ST DEGREE (DAMAGE <= \$1,000)	0	0	0	2	2
CRIMINAL MISCHIEF - 2ND DEGREE (DAMAGE >= \$1,000 < \$5,000)	0	0	0	1	1
DISORDERLY CONDUCT	0	0	0	4	4
DOMESTIC BATTERING - 2ND DEGREE	0	0	0	1	1
DOMESTIC BATTERING - 3RD DEGREE	0	0	0	1	1
DOMESTIC BATTERING - FELONY - 3RD DEGREE	0	0	0	2	2
DRIVER OF MOTOR VEHICLE FAILURE TO REGISTER 1ST OFFENSE	0	0	1	0	1
DRIVING ATV ON PUBLIC HIGHWAY	2	0	0	0	2
DRIVING ON SUSPENDED LICENSE	12	0	1	0	13
DRIVING VEHICLE / TRAILER NO REGISTRATION OR TAGS EXPIRED	1	0	0	0	1
DRIVING VEHICLE WITHOUT TAGS	0	0	1	0	1
DRIVING WRONG WAY ON ONE-WAY ROADWAY	0	0	1	0	1
DRUGS AND FIREARMS, SIMULTANEOUS POS OF	0	0	0	1	1
FAIL PRESENT DRIVER LICENSE	9	0	8	0	17
FAIL TO APPEAR ON CLASS C MISDEMEANOR (FTA)	0	0	0	2	2
FAIL TO APPEAR ON UNCLASSIFIED MISDEMEANOR (FTA)	0	0	0	1	1
FAIL TO APPEAR ON VIOLATION (FTA)	0	0	0	2	2
FAIL TO CHANGE ADDRESS ON DRIVER LICENSE	1	0	3	0	4
FAIL TO OBEY STOP SIGN	7	0	16	0	23
FAIL TO PRESENT PROOF OF INSURANCE (NO PROOF)	11	0	4	0	15
FAIL TO STOP AT RED LIGHT	1	0	1	0	2
FAIL TO YIELD AT INTERSECTION	1	0	0	0	1
FAIL TO YIELD RIGHT OF WAY	2	0	0	0	2
FOLLOWING TOO CLOSELY	1	0	0	0	1
FORGERY	0	0	0	1	1
HANDGUN - POSSESSION BY MINOR OR POSSESSION ON SCHOOL PROPERTY	0	0	0	2	2
IMPEDING TRAFFIC - MINIMUM SPEED LIMIT	0	0	1	0	1
IMPROPER DISPLAY OF LICENSE TAGS	0	0	4	0	4
IMPROPER MUFFLER OR EXHAUST	1	0	0	0	1
INATTENTIVE DRIVING	1	0	0	0	1
MISDEMEANOR CRIMINAL TRESPASS	0	0	0	1	1
MOTORCYCLE - RIDING WITHOUT PROTECTIVE GLASSES	1	0	0	0	1
NO CHILD PASSENGER RESTRAINT	7	0	1	0	8
NO DRIVER LICENSE OR LICENSE EXPIRED	7	0	2	0	9
NO LIABILITY INSURANCE	11	0	4	0	15
NO LIABILITY INSURANCE 2ND	1	0	1	0	2
NO LIABILITY INSURANCE 3RD	1	0	0	0	1
NO SEATBELT	18	0	4	0	22
OBSTRUCTING GOVERNMENTAL OPERATIONS	0	0	0	2	2
OWNER FAIL TO REGISTER VEHICLE - EXPIRED TAGS	8	0	5	0	13
POSSESS CONTROLLED SUBSTANCE SCHED I,II METH COCAINE < 2G	0	0	0	1	1
POSSESS CONTROLLED SUBSTANCE SCHED VI < 4 OZ	1	0	0	0	1
POSSESS W PURPOSE DEL CONTROLLED SUBSTANCE SCHED III < 28g	0	0	0	6	6
PUBLIC INTOXICATION - 1ST	0	0	0	2	2
PURCHASE OR POSSESSION OF ALCOHOL BY MINOR	0	0	0	1	1
RECKLESS DRIVING - 1ST	2	0	0	0	2
REFUSAL TO SUBMIT TO ARREST	0	0	0	1	1
SIGNALS FOR TURNING, STOPPING, OR DECREASING SPEED REQUIRED	0	0	2	0	2
SPEEDING - 1 TO 15 MPH OVER LIMIT	14	0	27	0	41
SPEEDING - MORE THAN 15 MPH OVER LIMIT	5	0	1	0	6
STRANDED MOTORIST (CALLED WRECKER)	0	1	0	0	1
THEFT OF PROPERTY (BLDG MATERIALS) => \$500	0	0	0	1	1
THEFT OF PROPERTY <= \$1,000	0	0	0	1	1
UNSAFE VEHICLE	0	0	1	0	1
UNSAFE VEHICLE -- DEFECTIVE EQUIPMENT	0	0	1	0	1
VEH LIGHTS - DEFECTIVE/IMPROPER HEAD LAMPS	1	0	12	0	13
VEH LIGHTS - DEFECTIVE/IMPROPER TAIL LAMPS AND REFLECTORS	3	0	16	0	19
VEH LIGHTS - LAMPS ON BICYCLE	0	0	1	0	1
VEH LIGHTS - NO LIGHTS AT NIGHT	2	0	7	0	9
VEH LIGHTS - NO LIGHTS WITH WINDSHIELD WIPERS IN USE	1	0	0	0	1
VEH LIGHTS - USE OF MULTIPLE-BEAM ROAD LIGHTING EQUIPMENT - HIGH BEAM	3	0	3	0	6
VEH LIGHTS - USE OF PARKING LIGHTS	0	0	1	0	1
Totals	147	1	131	53	332
Averages	2.16	0.01	1.93	0.78	4.88

Osceola Parks & Recreation

Dickie Kennemore Community Center

Director: Michael Ephlin

June 2026 Report

- **Community Center**
- **OPAR Spring Sports: Youth Baseball & Softball**
- **Park Updates**
- **OPAR Summer Sport: Youth Girls Volleyball**
- **Aquatic Center**

Community Center

Our community center is busy with citizens getting their fitness goals in order. Jordan Crocker has started a new fitness class at our center. She meets on Tuesday nights and Saturday mornings. She currently has a full class and does a great job. I think this will be a great addition to our center. The Arkansas State Police continues to give the Arkansas Driver's test on Thursday's and always has great participation. It is a busy time at the center and we wouldn't have it any other way!!

OPAR Spring & Summer Sports: Youth Boys Baseball and Girls Softball

Our OPAR Youth Baseball & Softball season started on Tuesday April 21st and it concluded on Thursday June 3rd. Everyone had a fantastic time and we had a great City league baseball & softball season. We will have 12U Girls Softball Tournament starting on June 8th that will run for a week. We have 8 teams that will be coming in for that tournament.

Park Updates

Our OPAR crew has been working hard to keep up with the state of our parks. The warm days

have made it much easier to get our park manicured and ready for the spring. Grass is already growing and we can't wait to have everyone enjoying our parks again.

OPAR Summer Sport: Youth Girls Volleyball

OPAR has started the registration process for our Girls Youth Volleyball Program. They have until June 19th to register and play will begin on July 6th. This is always a great season and we can't wait to get started.

Aquatic Center

The Osceola Aquatic Center is coming right along. We have been busy training lifeguards and busy training on all of the equipment that makes this facility run. We look forward to the July 4th opening. We will have tours starting at 10:00 AM that morning with the official ribbon cutting ceremony starting at 11:00 AM. Gates will open to the public at 12:00 PM and that day will be free with free food and drinks. We look forward to opening day!!

“Great Things Are Happening At Osceola Parks And Recreation, Come Out And Be A Part”.

GOLF COURSE

June 2026

The golf course is in great overall condition as we move into early summer season. Warmer weather and rain have jumpstarted the summer growth season across the course from tee box to greens. We have seen more rounds played in the last month compared to previous months and expect that number to increase even more, now the weather is optimal for golfing. Maintenance operations are still on schedule with a fertilizer application coming at the end of this week or next. All equipment is performing well, and golf carts are limping to the finish line! New carts (Thank You So Much) should be here by mid-July at the latest! This will not only improve each golfer's round experience but will also help in terms of rental carts for golf tournaments like the OFD we just finished up. The annual OFD golf tournament had another stellar weekend tourney. Although the rain cut the rounds short on Sunday, it was still an amazing outing had by all 129 golfers plus family and friends. This tournament continues to be a major one in our area attracting teams from all over. We had teams from Arkansas, Missouri, Tennessee, Mississippi, and a few personal friends that made the trips from Wisconsin and Texas. We have another tournament this coming weekend (June 13th) The Ducks Unlimited tournament will be a one-day event. This is a fun tournament with many nice prizes to be won throughout the day and just as the firemen's is open to the public golfers as well as members. We look forward to another successful tournament this weekend as well as weekly play from members and public golfers.

Please call me with any questions.

Dylan Bowles 870-549-0189
OMGC

ANIMAL CONTROL REPORT

May 2013 2026

<u>MONTH</u>	<u>YTD</u>
DOGS 5	47
CATS 5	10
OTHER 0	1
TOTAL 10	58
COMPLAINTS 10	78
CITATIONS 0	5
VERBAL WARNINGS 4	11
WRITTEN WARNINGS 3	11
DOG/CAT BITES 0	0

SUBMITTED BY PAULA EDWARDS WITH OSCEOLA ANIMAL SHELTER

City of Osceola

CODE ENFORCEMENT, BUILDING INSPECTION, and HOUSING REPORT

Ray Williams

Elizabeth Mosley

May 2026

Report: Code Enforcement & Building Inspection

Code Enforcement

Complaints for code violations reported and some are still being dealt with.

Violations listed on separate page.

Building Inspection

The Building Inspection and permit department have a total of six (3) new permits issued.

We have issued (1) commercial building permits, (0) residential building permits, (1)

HVAC permits, (1) electrical permits, (0) plumbing permits, (0) sign permits

(2) Privilege license issued in May

Walmart remodel has been completed.

Inspections continue on Alex Fuel Stop on S. Hwy. 61.

Construction is under way and some inspections have been done for Riggs-Caterpillar Center on W. Keiser.

Construction has started on foundation for Osceola Donuts on W. Keiser Ave. waiting on approval of plumbing plans from the state.

Permits, Codes, and Inspection information are located on the city website

www.OsceolaArkansas.com.

MAY CODE VIOLATION SUMMARY

5/DATE	PROPERTY ADDRESS	OWNER/TENANT	COMPLETION DATE	RESULTS
05/12/2026	112 SHIPPEN	TRACY ADAMS	5/22/2026	Follow up letter
05/13/2026	105 ALFALFA	LANCE BEARD	5/22/2026	Follow up letter
05/12/2026	219 ALFALFA	CAMIESHEA BROWN	5/22/2026	Partially completed
05/12/2026	123 SHADOW	LESLEY BRINKLE	5/22/2026	Condemn list
05/12/2026	203 ALFALFA	JASMA COTTON	5/31/2026	Follow up letter
05/12/2026	212 ALFALFA	JACQUELINE DARKINS	5/22/2026	Completed
5/13/2026	112 N BRICKEY	TOM & BRENDA DOTY	5/29/2026	Completed
5/12/2026	219 WATSON	HOPE HAYMOND	5/22/2026	Tow Notice
05/12/2026	221 ALFALFA	TOMMY HILL JR	5/22/2026	Follow up letter
5/12/2026	203 WATSON	ARETHER KING	5/22/2026	Follow up letter
05/12/2026	705 W FORD	CLIFF LOWRY	5/22/2026	Extension granted
5/12/2026	RIVERBACK ESTATES	MAGAMAN GROUP	6/15/2026	Certified letter
05/13/2026	223 ALFALFA	SHIRLEY MALONE	5/22/2026	Follow up letter
05/12/2026	218 ALFALFA	FARLICA ROBINSON	5/22/2026	Follow up letter
05/21/2026	424 ELIZABETH	FREDRICK ARTIS	05/31/2026	Completed
05/20/2026	421 S POPLAR	HENRIETTA CHERRY	06/15/2026	Bid out for demo
05/21/2026	0 HOLLY ST	KEVIN CLIFFORD	06/15/2026	Extension granted
05/20/2026	201 BEL-AIR	THEOLA DUNN	06/15/2026	Condemn list
05/20/2026	207 VEASLEY	ANDREA EWING	05/31/2026	Follow up letter
05/20/2026	100 W KEISER	NATE GOLDEN	05/27/2026	Partially cleaned
05/20/2026	319 MYRON KELLY	JONATHAN HARRELL	05/31/2026	Certified
05/20/2026	106 W KEISER	VALERIE HERNANDEZ	5/27/2026	Completed
05/20/2026	925 S GARDEN	KIMBERLY HOLTHOUSE	5/31/2026	Certified letter
5/20/2026	412 ELIZABETH	J & J PROPERTIES	5/31/2026	Certified letter
5/20/2026	110 VEASLEY	THOMAS JAMES	5/31/2026	Completed
10/20/2026	326 MYRON KELLY	BOB & IRENE LEE	5/31/2026	Completed
5/20/2026	109 VEASLEY	LIMA MANAGEMENT	5/31/2026	Certified letter
5/20/2026	104 MYRON KELLY DR	WILLIE MATTHEWS	5/27/2026	Extension granted
5/21/2026	335 ELIZABETH	ROSS MURRAY	6/15/2026	Certified letter
5/20/2026	315 MYRON KELLY	SANTORO NICHOLAS	5/31/2026	Follow up letter
5/20/2026	428 ELIZABETH	PRIME OBJ PROP	5/31/2026	Completed
5/21/2026	0 E KEISER	R2 VERTICAL SOLUTIONS	6/1/2026	Research owner
5/20/2026	306 VEASLEY	MICHAEL TATE	5/27/2026	Completed
5/27/2026	712 W QUINN	SAMUEL CARR	6/5/2026	Completed
5/27/2026	610 W WASHINGTON	HAUTER, SEDDEK	6/3/2026	Completed
5/27/2026	106 E LEE	DAVID STAGGS	6/3/2026	Follow up letter
5/27/2026	109 PIN OAK	MICHAEL PARKER	6/3/2026	Completed

MAY CODE VIOLATION SUMMARY

There were 37 violation letters sent out in May and out of those 37 properties 12 were brought into compliance. Listed below are the properties in full compliance: 219 ALFALFA, 212 ALFALFA, 112 N BRICKEY, 424 ELIZABETH, 106 W KEISER, 106 W KEISER, 110 VEASLEY, 326 MYRON KELLY, 428 ELIZABETH, 306 VEASLEY, 712 W QUINN, 610 WASHINGTON, AND 109 PIN OAK. THERE WILL BE 10 FOLLOW-UP LETTERS MAILED OUT AS WELL AS FINAL NOTICES BEING SENT BY CERTIFIED MAILING. 3 PROPERTIES DUE TO THE NATURE OF THE CLEAN-UP REQUESTED ADDITIONAL TIME AND WAS GRANTED EXTENSIONS. PREVIOUS MONTHS PROPERTIES BROUGHT INTO COMPLIANCE DURING THE MONTH OF MAY ARE: 102 SHORT QUINN, 112 W CIRCLE, 307 E LEE (18-WHEELER REMOVED) , 211 GREENBRIAR, 106 E CHERYL, 219 SHORT QUINN, 105 E KEISER(HOME DEMO), 0 DIXON (CAMPING TRAILER REMOVED), 616 JOHNSON AND 217 SHORT QUINN. DUE TO RECENT RAINS A LOT OF PROPERTIES ARE OVERGROWN AND WE ARE ADDRESSING THEM ON A DAILY BASIS.

Osceola Street & Sanitation Department

Report for 2026

City Council Meeting: 6-15-26

From: Ed Richardson

Subject: Daily Operations

May Updates

Street, Sanitation, Compose, Mosquito Control, Recycling Department Update

Sanitation department: Refuse truck number 29 radiator is being replaced. The old radiator had a three holes, that causing major leaks. The new radiator sent by the supplier was damaged. We have been using the one ton trucks for the last three weeks to pickup refuse. Truck 61 which the roll off truck at our transfer station is having the transmission looked at.

Street Department: Since our street department crew has been used to collect refuse. We have been playing catchup throughout our wards because our one ton operators have been picking up refuse then going to their street routes.

Ditches & Storm Drain: We're spraying and cutting our ditches throughout the city.

Compose – Composing is starting to fill up, so in the upcoming months I will be working on a plan of how we can possibly address this concern.

Stan Williams Cleanup Crew - Mr. Williams team will focus heavily on the cleanliness of streets throughout the city. His focus will also be on cutting lots throughout the city, and making sure our ditches are sprayed. His team will also help with pothole repairs.

Mosquito & Bird Control - Vector has done a good job controlling our mosquitoes throughout the city. If you have any questions, are concerns, please contact me.

Thank You,

Ed Richardson – Superintendent

Street, Sanitation, MRF & Mosquito Control Departments, Recycling

RESOLUTION NO. _____

A RESOLUTION OF INTENT OF THE CITY COUNCIL OF THE CITY OF OSCEOLA, ARKANSAS REGARDING THE ISSUANCE OF BONDS FOR THE PURPOSE OF ASSISTING IN THE FINANCING OF THE ACQUISITION, CONSTRUCTION AND EQUIPPING OF AN INDUSTRIAL FACILITY TO BE LOCATED NEAR THE CITY

WHEREAS, the City of Osceola, Arkansas (the “City”) is authorized under the provisions of Amendment 65 to the Constitution of the State of Arkansas (“Amendment 65”) and the Municipalities and Counties Industrial Development Revenue Bond Law, Arkansas Code Annotated §§14-164-201 *et seq.* (the “Act”), to own, acquire, construct, reconstruct, improve, equip and lease facilities to secure and develop industry and to assist in the financing thereof by the issuance of bonds payable from the revenues derived from such facilities; and

WHEREAS, as referenced in the Act, “industry” includes “manufacturing facilities”; and

WHEREAS, Exploratory Ventures, LLC, a Delaware limited liability company, or an affiliate thereof (collectively, the “Company”), has evidenced its interest in acquiring, constructing and equipping a DRI (Direct Reduced Iron) manufacturing facility (the “Project”) to be located on the site of the Big River Steel plants near the corporate boundaries of the City if permanent financing for the Project can be provided through the issuance of revenue bonds under the authority of the Act; and

WHEREAS, in order to secure and develop industry within the City in accordance with the provisions of the Act, the City desires to assist the Company in the financing of the Project through the issuance of the City’s Not to Exceed \$2,000,000,000 Taxable Industrial Development Revenue Bonds, Series 2026;

NOW, THEREFORE, BE IT RESOLVED BY THE CITY COUNCIL OF THE CITY OF OSCEOLA, ARKANSAS, THAT:

Section 1. It is the City’s present intention to assist the Company in the financing of the proposed Project in one or more phases through the issuance of industrial development revenue bonds under the authority of Amendment 65 and the Act. It is presently estimated by the Company that bonds in the aggregate principal amount of approximately \$2,000,000,000 would be required for this purpose. However, the City’s intent is to issue the bonds from time to time, pursuant to the terms of the Act, in such amount as shall be requested by the Company for accomplishing all or any part of the Project, whether or not such amount is more or less than the above estimate and whether or not the facilities and improvements finally acquired, constructed and/or equipped are identical to or different from the facilities and improvements presently expected to constitute the Project.

Section 2. In conjunction with any issuance of bonds to assist in the financing of the Project, the City states its intention to enter into an agreement with the Company providing for annual payments by the Company in lieu of ad valorem taxes in an amount equal to thirty-five percent (35%) of the aggregate amount of ad valorem taxes that would otherwise be due with respect to the Project facilities but for the City’s issuance of the bonds. It is the City’s present

intention that said bonds and the corresponding agreement for payments in lieu of ad valorem taxes would have a term of approximately thirty (30) years. Any payment made in lieu of ad valorem taxes would be distributed to the political subdivisions which would have received ad valorem tax payments with respect to the Project facilities in the proportion that the millage levied by each affected political subdivision bears to the total millage levied by all affected political subdivisions.

Section 3. All resolutions and parts thereof in conflict herewith are hereby repealed to the extent of such conflict.

Section 4. This Resolution shall be in full force and effect from and after its adoption.

ADOPTED this ____ day of _____, 2026.

By: _____
Mayor

ATTEST:

By: _____
City Clerk

(SEAL)

RESOLUTION NO. ____

A RESOLUTION AUTHORIZING THE REPAIR OF THE PARK GAZEBO AT A CITY PARK IN THE CITY OF OSCEOLA, ARKANSAS; FOR SUCH REPAIRS; AND FOR OTHER PURPOSES.

WHEREAS, the City of Osceola owns and maintains public parks and recreational facilities for the benefit of its residents and visitors; and

WHEREAS, the park gazebo has deteriorated and requires repairs to ensure its continued safe use, structural integrity, and appearance; and

WHEREAS, Seminole Contracting Co. has submitted a proposal to provide all labor and materials necessary to complete the required repairs at a total cost of **Seven Thousand Five Hundred Fifty Dollars (\$7,550.00)**; and

WHEREAS, the City Council finds that the proposed repairs are necessary and in the best interest of the City and its citizens.

WHEREAS, the total authorized amount of **\$7,550.00** shall be drawn from the **Quality of Life 1/8 Cent Sales Tax** account.

NOW, THEREFORE, BE IT RESOLVED BY THE CITY COUNCIL OF THE CITY OF OSCEOLA, ARKANSAS TO ALLOW THE MAYOR TO CONTRACT SEMINOLE CONTRACTING CO TO REPAIR THE PARK GAZEBO:

PASSED AND APPROVED THIS 15TH DAY OF JUNE, 2026.

Joe Harris Jr., Mayor

ATTEST:

Jessica Griffin, City Clerk



Seminole Contracting Co.
1346 W. Keiser Ave.
Osceola Ar. 72370
870-563-3999

ESTIMATE

OPAR

PARK GAZEBO

1. TEMPORARY BRACE BUILDING.
2. LEVEL ROOF FRAMEWORK.
3. REMOVE 6X6 POLES & INSTALL
AND LEVEL CEDAR 6X6 POST
ONE AT A TIME.
4. SECURE POLES IN CONCRETE
BUILDING & POST.

MATERIAL & LABOR
\$5,800.00

INSTALL CEDAR 6X6 POST ADDITIONAL

MATERIAL & LABOR
\$7,550.00

CITY FUNDS

Street Overlay

- 1. Country Club Road**
- ~~2. Elms Street (North & South)~~**
- 3. West Ford (between Walnut-Poplar)**
- ~~4. South Poplar (between Hale-West Ford)~~**

STATE FUNDS

Street Overlay

- 1. Cherry Drive**
- 2. Mockingbird Steet**
- 3. Colonial Drive (Both sides of street)**
- 4. Chandler Circle & Callie Drive**

RESOLUTION NO. _____

A RESOLUTION AUTHORIZING THE PURCHASE OF A CHECK-IN COMPUTER SYSTEM FOR THE OSCEOLA AQUATICS CENTER FROM MEMPHIS COMMUNICATIONS CORPORATION; AND FOR OTHER PURPOSES.

WHEREAS, the City of Osceola owns and operates the Osceola Aquatics Center for the benefit and enjoyment of the citizens of Osceola and surrounding communities; and

WHEREAS, the City has determined that the purchase and installation of a new check-in computer system is necessary to improve customer service, membership management, attendance tracking, and operational efficiency at the Osceola Aquatics Center; and

WHEREAS, the proposed check-in computer system will integrate with the system currently being utilized by the Osceola Parks and Recreation Department (OPAR), allowing for greater efficiency, consistency, and coordination of recreational services; and

WHEREAS, Memphis Communications Corporation has submitted a proposal for the purchase and installation of the check-in computer system in the amount of **Eleven Thousand Four Hundred Ninety-Two Dollars and Sixty-Five Cents (\$11,492.65)**; and

WHEREAS, sufficient funds are available within the City's **Quality of Life Budget** to pay for the purchase and installation of the system.

NOW, THEREFORE, BE IT RESOLVED BY THE CITY COUNCIL OF THE CITY OF OSCEOLA, ARKANSAS:


To authorize the Mayor to execute all documents and take all actions necessary to complete the purchase and payment for the equipment.

PASSED AND APPROVED THIS 15th DAY OF JUNE, 2026.

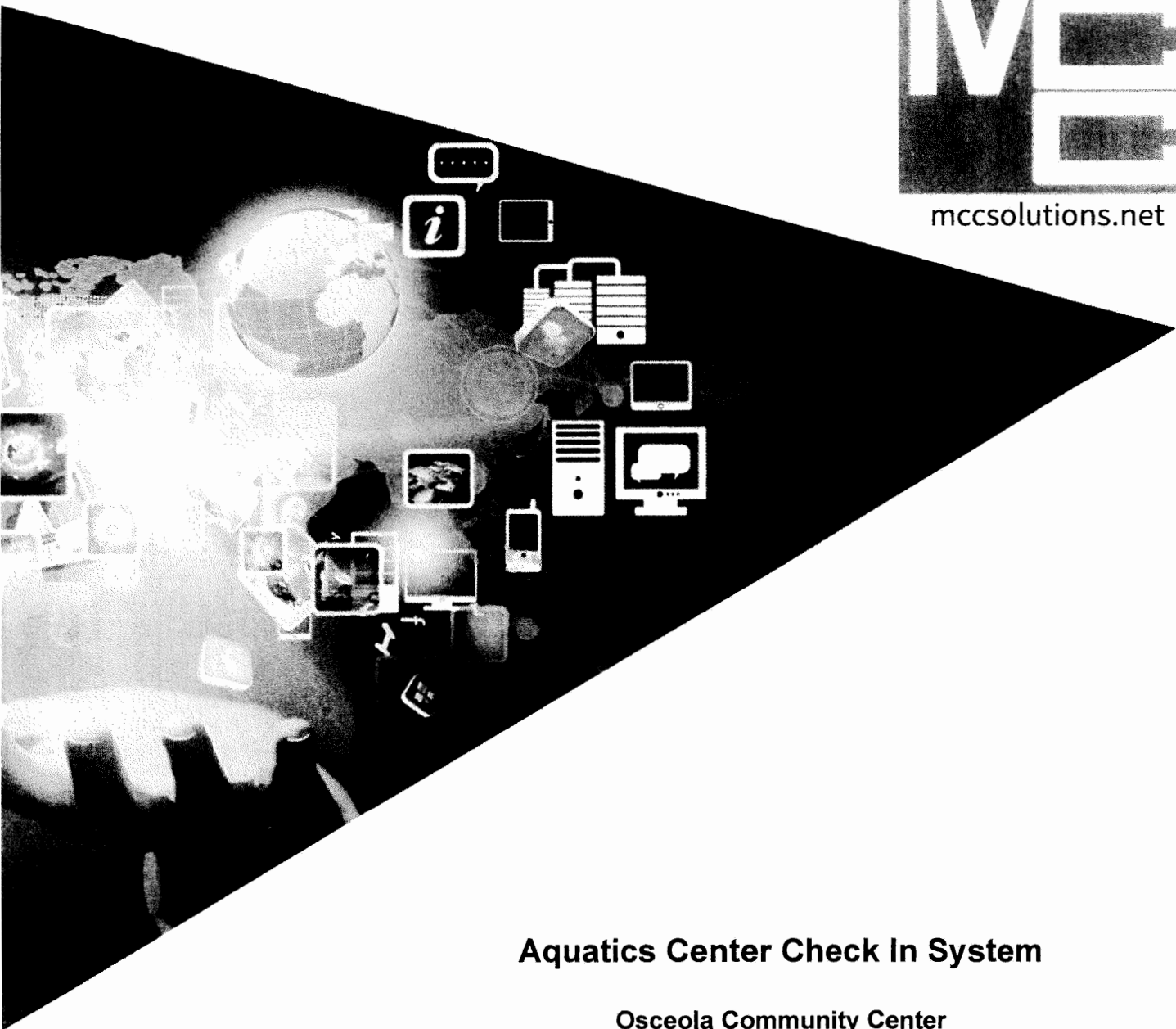
Joe Harris Jr., Mayor

ATTEST:

Jessica Griffin, City Clerk



mccsolutions.net



Aquatics Center Check In System

Osceola Community Center

Joe Harris Jr.

Mayor City of Osceola

382 N Country Club Rd
Osceola, AR 72370-4208 US

Presented By:

MCC Solutions
4771 Summer Ave
Memphis, TN 38122
901.725.9271
mccsolutions.net
License #542

Security Solutions Division Technology Specialist:

Steve Smith



Proposal Summary

MCC to provide and install the new control panel and reader to allow complete connectivity back to the community centers system.

MCC will run the cat 6 cable from the controller to the network port for connectivity.

Oscelola to provide the open POE plus port on the network and the static IP address to assign to the controller.

This does not include a door lock but can be added later at additional cost if needed.

- 1 **Uninterruptable Power Supply**
- 1 **ESP Connected Surge Catastrophic Suppression (Main System)**
- 1 **Controlled Access Interface Software Token**
- 1 **Door Advanced Routing and Switching Control Panel**
- 1 **Indoor Secure Format Proximity Reader**
- 100 **User Identity Proximity Card**
- 100 **Bulk Cat6 Cable, Plenum, no color specified**

- 1 **Total System Design and Training**

System Includes: Complete Turnkey installation.

- Client Provided:**
- Single Point of Contact (POC)
 - All Electrical work required
 - Static IP Addresses, as required
 - Security for delivered equipment during installation
 - All Ceiling, Masonry, Carpentry, Millwork, Painting, Drywall, etc. is client provided
 - Lift rental provided by client, if needed, unless otherwise specified
 - System includes only the items listed in this proposal
 - All installation to occur during regular business hours
 - If local code enforcement requires Engineering drawings to be sealed and/or stamped by a Certified Professional Engineer, these can be provided at an additional cost to the Client
 - If design includes re-purposed/existing components or cable, MCC is not responsible if components do not function with new system and need to be replaced
 - Connection to fire alarm panel or fire alarm system is not included in this proposal. This work is to be provided by others.



Total System: **\$11,492.65** System Price. Plus Freight and Tax.
Extended Maintenance Agreement: 12 Months. All Parts and Labor.

Shipment, F.O.B. FACTORY will be approximately 6-12 Weeks after receipt of your order. All prices are quoted for immediate acceptance and subject to change without notice unless otherwise stated.

CASH Terms:

1/2 Due With Order. Balance Upon Delivery.

Technology Specialist: Steve Smith

Date

Please enter our order for the above, subject to the terms and conditions on the reverse: if multiple quantities or items shown, desired quantities or items are circled.

Consider this our order. Our purchase order _____ will follow.
(Number if Known)

Client Acceptance: Joe Harris Jr.
Title: Mayor City of Osceola

Date



**MEMPHIS COMMUNICATIONS CORPORATION
WORK RELEASE FORM**

1. Client grants Memphis Communications Corporation, its agents and service representatives, permission to download and/or install software on client's computer and /or network, including but not limited to, virus scanners, diagnosis and repair utilities, meter reading utilities, drivers, libraries, and software requested to be installed by client. Memphis Communications Corporation does not check for licensing compliance for any software provided by client to be installed on their computer systems. It is the responsibility of the client to have proper licensing for any software provided. Memphis Communications Corporation reserves the right to refuse to install any software for which proper licensing cannot be demonstrated.
2. Memphis Communications Corporation strongly advises client to safeguard critical data by backing up said data prior to any services performed by Memphis Communications Corporation. Unless specifically requested and provided a paid service by Memphis Communications Corporation, client is responsible for any backup, archiving, or protective storage as well as restoration if required of client's data.
3. Client also agrees they will not actively solicit work from any of Memphis Communications Corporation's contractors or employees for computer related services, without the prior approval of Memphis Communications Corporation. This agreement includes all geographic locations where Memphis Communications Corporation does business or the client resides.
4. Client acknowledges that due to the nature of the service being performed, there is a potential risk of damage or loss including, but not limited to, damage to client's business computer hardware, its cabling, hubs, routers, switches, peripherals, accessories, and furniture, as well as potential risk of damage, corruption, or loss of computer software, applications, data, and data storage media.
5. Client agrees to release and hold harmless Memphis Communications Corporation from all liability for damage or loss as well as any incidental or consequential material or financial damage or loss that may result from the actions of Memphis Communications Corporation, its agents or service representatives.

This document constitutes the entire agreement between the client and Memphis Communications Corporation. No other agreement whether verbal or written shall be in effect except if agreed to and authorized in writing by the Director of the Professional Technical Services Division.

All new equipment sold and installed by Memphis Communications Corporation is warranted and supported by Memphis Communications Corporation at no charge for period of (90) days after the installation date, so long as it has not been tampered with or modified in any way.

The law of the state of Tennessee shall govern this contract. Any dispute concerning this Agreement shall be heard within the state of Tennessee. By signing below, client Acknowledges that he/she has read and understands, and agrees to terms of this Work Release Form, which is kept on file at the offices of Memphis Communications Corporation in Memphis, TN. The Work Release Form must be approved before any work begins.

Equipment: _____

Signed: _____

Title: _____

Company: _____

Date: _____

MCC Representative: _____

MCC 07/13



TERMS AND CONDITIONS

Terms of payment and reservation of title:

1. Terms on all productions, software, equipment (sold or rented), and maintenance agreements are cash. Supplies are net 10 days. Memphis Communications Corporation (MCC) reserves the right to ship C.O.D. to purchasers with unapproved credit ratings.
2. Purchaser hereby gives to MCC a security interest in the equipment and personal property purchased hereunder to secure payment of the total sales price. Failure to pay for the equipment or personal property described in this contract in accordance with the terms hereunder will constitute a default hereunder and MCC will be entitled to enforce all the rights and remedies allowed a secured party under T.C.A. - Sec. 47-9-101 et seq. Purchaser further agrees to execute UCC financing statements in order for MCC to perfect its security interest in the property against third parties. Upon payment in full being made hereunder, including any and all interest and/or service charges due, MCC shall file a release of UCC financing statement filed in accordance with the terms stated herein.
3. If and in the event this account is placed in the hands of an attorney for collection, by suit or otherwise or in any way to enforce its collection, purchaser agrees to pay all court costs of collection and litigation together with a reasonable attorney's fee.
4. Purchaser agrees to pay an interest of 1 1/2% per month (18% annual interest rate) on all past due accounts.
5. Memphis Communications Corporation is not responsible for misuse or misapplication of its products, intentional or otherwise. All warranties (implied or expressed) are that of the manufacturers. Under no such circumstances shall MCC be liable for any consequential or contingent damages.
6. Any alterations or deviation from the specifications involving extra costs, will be executed only upon written orders, and will become an extra charge over and above the estimate. All agreements contingent upon strikes, accidents, or delays beyond our control. Purchaser to carry fire, tornado, and other necessary insurance on equipment or work to be performed.
7. Certain merchandise may be exchanged (subject to shelf life) upon receiving written approval from Memphis Communications Corporation. Such exchange merchandise will be subject to a 20% restocking charge.
8. This order is non-cancelable. Any deposits, prepayments or installments cannot be refunded.

Service and Maintenance Agreements

9. As a condition of providing service, customer agrees to remain current on all future invoices including invoices for supplies as well as any other invoices between Memphis Communications Corporation and customer. Should customer become delinquent on any future invoice for any reason, Memphis Communications Corporation may in its sole discretion terminate existing service agreement upon failure of customer to satisfy any and all delinquent invoices within 10 days of notice of such delinquency from Memphis Communications Corporation to customer. Upon termination for customer's failure to satisfy invoice, Memphis Communications Corporation may terminate any and all maintenance agreements without recourse or penalty and customer will still be liable for all sums due under this agreement.

Exclusions

A. Electrical work external to the equipment is not covered. Telephone company charges to install or improve telephone lines are the responsibility of the customer. Any charges by an outside source to improve electric or network lines are the responsibility of the customer. Network wiring to improve or connect the hardware to a computer or network is not included and is the responsibility of the customer.

B. Service necessitated as a result of malfunction of equipment when unauthorized parts, attachments, or conflicting software is used with the equipment is not covered. There will be additional charges for service for malfunctioning equipment when unauthorized parts, supplies, attachments or conflicting software is used with equipment.

C. Service necessitated as a result of alterations, malfunctioning computer, or network hardware is not covered. In addition, alterations or malfunctioning computer or network operating system, application, and/or network operating software are not covered. In such event, Memphis Communications Corporation reserves the right to terminate service contract if it is determined that such changes, alterations or malfunctions make it impractical to continue to service the equipment.

D. The reinstallation of drivers and/or installation of connected devices due to changes in network operating systems or malfunction of devices are not covered and will be billed at our current hourly rates.

Freight Damage and Shortage:

10. In case of damaged merchandise - mark bill of lading explaining damage and have driver sign. File claim directly with carrier or your own insurance company. If damage is concealed, call carrier and request inspection. Hold containers with packing and merchandise until agent has made an inspection report.
11. If you do not receive the correct number of cartons - note on bill of lading and have driver sign.
12. On shortages of contents inside cartons - recheck contents against quantities shown in shipped column. The apparent shortage may be a backordered item. If you are still unable to reconcile the shortage, notify us immediately. **Shortages will not be considered unless we are notified in writing within 10 days.**
13. This document incorporates the entire terms and conditions of the purchase of the products or services described on the reverse side. No verbal representations will be honored unless confirmed in writing on official MCC letterhead and signed by corporate official.
14. Additional terms and conditions stated on our website mccsolutions.net/terms apply to purchases of goods, installation, and or services and to specific offerings in our proposal, all of which terms are made a part of these Terms and Conditions and are incorporated herein by this reference.

MCC 02/19

Client Name: Osceola Community Center
Project Name: Aquatics Center Check In System
Presented By: MCC Solutions

Project No.: DT-23734

6/12/2026
Page 5 of 5

RESOLUTION NO. _____

A RESOLUTION AUTHORIZING THE PURCHASE OF CONCESSION STAND EQUIPMENT FOR THE CITY OF OSCEOLA AQUATICS CENTER FROM GOLD MEDAL PRODUCTS CO.

WHEREAS, the City of Osceola owns and operates the Osceola Aquatics Center for the benefit and enjoyment of its residents and visitors; and

WHEREAS, the City Council has determined that the acquisition of concession stand equipment is necessary to provide food and beverage services and enhance the experience of patrons utilizing the Aquatics Center; and

WHEREAS, Gold Medal Products Co. has submitted a quote for the required concession stand equipment in the amount of **Fifteen Thousand Four Hundred Seventy-One Dollars and Sixty-Four Cents (\$15,471.64)**; and

WHEREAS, funds for this purchase are available within the City's **Quality of Life Budget**; and

NOW, THEREFORE, BE IT RESOLVED BY THE CITY COUNCIL OF THE CITY OF OSCEOLA, ARKANSAS:

To authorize the Mayor to execute all documents and take all actions necessary to complete the purchase and payment for the equipment.

PASSED AND APPROVED THIS 15th DAY OF JUNE, 2026.

Joe Harris Jr., Mayor

ATTEST:

Jessica Griffin, City Clerk

QUOTE ONLY

PLEASE REFER TO THIS NUMBER WHEN CORRESPONDING OR PAYING



GOLD MEDAL®

QUOTE ONLY

DATE ENTERED 06-08-26 09:16
 DATE BILLED

1687 N Shelby Oaks Dr, Suite 6 & 7 | Memphis TN 38134
 901-745-4683 | gmmemphis@gmpopcorn.com

PHONE

5

SALES CODE

FAX

***** EMAIL ONLY DO NOT MAIL INVOICE *****

SOLD TO

OSCEOLA AQUATIC CENTER
 2801 WEST KEISER
 OSCEOLA AR 72370

SHIPPED TO

OSCEOLA AQUATIC CENTER

AM

ORDER READY TO SHIP

06-08-26

CUSTOMER NUMBER		CUST. ORDER DATE		QUOTE ONLY		SHIP VIA		TERMS OF SALE	
7237028000		06-08-26				PICK UP		CASH ON DELIVER	
QUANTITY			CATALOG NUMBER	U/M	DESCRIPTION	UNIT PRICE	AMOUNT		
ORDERED	BACK ORDER	SHIPPED							
1	0	1	5511-00-100	EA	DESIGNER HOLDING CABINET TALL WARMER	1550.00	1550.00		
1	0	1	2632-00-000	EA	DUAL ZONE ELITE MERCHANDISER, 120	8500.00	8500.00		
1	0	1	2194	EA	INSERT BOWL FOR 2191	44.95	44.95		
1	0	1	2205	EA	LARGE CHILI WMR W/DIPPER	415.00	415.00		
1	0	1	5554-00-100	EA	PIZZA OVEN	1400.00	1400.00		
2	0	2	2197NS	EA	CHEESE WARMER W/PUMP NEW SYYLE PUMP 120V 60HZ	785.00	1570.00		
1	0	1	8007DE	EA	STEAMIN DEMON WITH DRY ELEMENT	750.00	750.00		
								Tennessee Sales Tax	1241.69
							Important Update: New Surcharge for Card Payment Methods:		
							To manage the rising costs of processing fees, Gold Medal Products will begin applying up to a 3% surcharge to all credit card transactions, effective June 1, 2026. This fee covers our cost of acceptance and will appear as a separate line item on your receipt. This fee applies only to credit card transactions, not debit card payments. Thank you for your understanding.		

Signature _____

Print Name _____

ALL CLAIMS FOR DAMAGES IN TRANSIT MUST BE MADE BY CONSIGNEE. NO GOODS MAY BE RETURNED WITHOUT OUR WRITTEN PERMISSION - SEE WEBSITE FOR ADDITIONAL DETAILS. 1.5% MONTHLY SERVICE CHARGE (18%) ADDED TO PAST DUE ACCOUNTS. INSURANCE ON PARCEL POST SHIPMENTS THROUGH COMMERCIAL CARRIER.

Please Note Our New Remit To Address
 Gold Medal Memphis ML86
 10700 Medallion Dr
 Cincinnati, OH 45241-4807

TOTAL DUE
15471.64
PAY THIS AMOUNT

★ *You're Invited!* ★

GRAND OPENING

& RIBBON CUTTING

OSCEOLA AQUATICS CENTER

★ CELEBRATING ★
AMERICA
250

1776 ★ 2026

— 250 YEARS OF —
FREEDOM.
PROGRESS.
OPPORTUNITY.

Be part of this historic occasion as we officially open one of Osceola's newest community attractions and celebrate America 250!



SATURDAY
JULY 4, 2026




10:00 AM - 12:00 PM



OSCEOLA AQUATICS CENTER
2801 West Keiser Ave,
Osceola, Arkansas

★ ★ *Join us* ★ ★

Join city officials, community leaders, residents, and guests as we celebrate this exciting milestone for Osceola and our nation's semiquincentennial!



★ EVENT HIGHLIGHTS ★



Official Ribbon Cutting Ceremony



First Look at the New Aquatics Center



America 250 Celebration



Pool will open to public at 12pm



Community Gathering



Burial of the Osceola 150th Time Capsule

FIREWORKS SHOW
WILL BE AT
9:00 PM

CITY OF
OSCEOLA
★ ARKANSAS ★